



STEEL SIDING COLLECTION




On the cover and this page:
Steel Siding Double 5" Lap in Montana Suede
Mira Bi-Parting Doors and Windows
Ply Gem Cellular PVC Trim

A LIFETIME OF BEAUTY AND STRENGTH

Steel is the toughest, most durable, longest lasting siding you can choose. At Ply Gem, we've made it even better. We've infused the beauty and warmth of wood without the worry, making it virtually maintenance-free. When it comes to protecting your home, there's nothing more beautiful or more powerful than Ply Gem Steel Siding.

WITH PLY GEM PEACE OF MIND

With Ply Gem's 75 years of proven performance and reliability, you can be confident you've chosen wisely. We've combined innovative engineering and design with gorgeous colors and styles, and backed every product with an industry leading warranty — all to give you choices you'll love from a company you can trust.



WHEN MOTHER NATURE STRIKES, YOU'RE READY.

Manufactured to exacting standards and rigorously tested, Ply Gem Steel Siding protects your home from some of the worst elements Mother Nature can throw at you. From powerful gusts to pounding hail to extreme hot and cold, our steel siding's hold-tight installation, superior tensile strength, and durable, weather-sealed coating keep your home looking beautiful year after year.





STEEL SIDING A STAR PERFORMER



RESISTS FADING, FIRE, IMPACT, INSECTS AND MORE

- Tough, proprietary finish provides exceptional, long-lasting color
- Class A/Class 1 fire rating meets stringent building codes
- Holds strong against bumps, dents and dings
- Uninviting to insects
- Resists moisture, mold and mildew



STANDS UP TO EXTREME WEATHER

- Protects your home from the elements, including hail and hurricane-force winds up to 235 mph*
- Does not absorb water like other siding materials, which can crumble, rot and delaminate
- Withstands extreme temperature changes
- Our steel siding is so strong, it's approved for 6-story buildings



MADE FROM SUSTAINABLE MATERIALS

- Made from high-quality, heavy duty galvanized steel, which is 100% recyclable
- Includes up to 50% recycled materials



BACKED BY AN INDUSTRY LEADING WARRANTY

- Limited Lifetime Prorated Warranty includes 50-year hail and 35-year chalk and fade coverage

Steel Siding Single 8" Lap in Quiet Willow
Canyon Stone Veneer and Sill in Chalk
MIRA Patio Door in Black

*Tested in accordance with ASTM D5206. Wind speed rating will vary depending on specific code region and construction method. Refer to local building requirements concerning allowable wind load and specified conversion tables for actual wind speed.

GORGEIOUS SEAMLESS PROTECTION

Ply Gem Steel Siding can be custom fitted to your home for a sleek, consistent look. Best of all, eliminating seams and break points protects your biggest investment with a tough, continuous barrier around your entire home. For a truly coordinated look, you can choose fascia, accent siding, gutters and soffits to match.



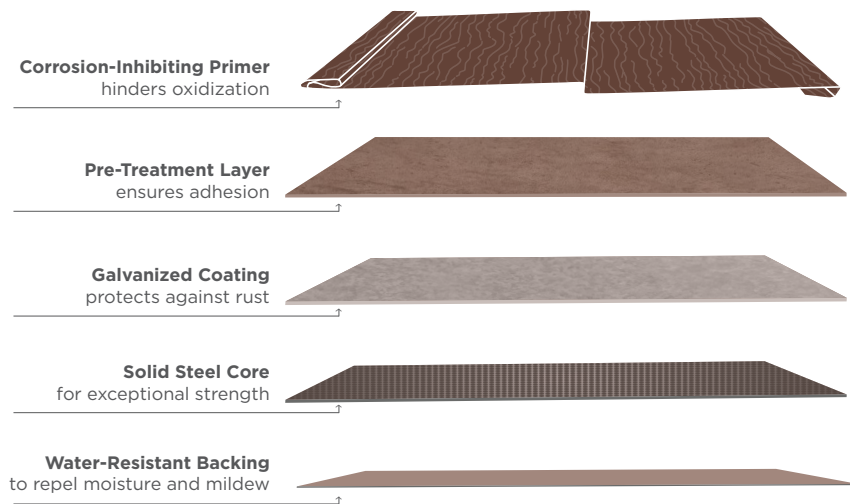


Steel Siding Double 5" Lap in Montana Suede
Ply Gem Stone Shadow LedgeStone in Autumn
Mira Bi-Parting Doors and Windows
Ply Gem Cellular PVC Trim

BUILT FOR DURABILITY

At Ply Gem, we start with rugged 28-gauge G60 hot-dipped galvanized steel for exceptional core strength. It's thermally bonded with a high-performance silicon-modified polyester coating that captures the texture and grain of freshly painted wood. Our proprietary, multi-layered, low-gloss finish far exceeds typical PVC coatings for longer-lasting color and protection.

AN ARMORED DEFENSE





Ply Gem Steel Siding	VS	Fiber Cement	VS	Engineered Wood
PRE-FINISHED COLOR CHOICES				
✓ YES Nearly two-dozen		✓ YES Varies by region		NO Typically must paint or stain
EASY TO MAINTAIN				
✓ YES Simply rinse with a garden hose		NO Periodic painting or staining		NO Periodic painting or staining
SEAMLESS INSTALLATION				
✓ YES		NO Available in limited lengths		NO Available in limited lengths
DURABLE				
✓ YES Steel is rugged, long-lasting and tough against extreme weather		NO Must be handled and maintained appropriately to prevent damage; susceptible to weather		NO Must be maintained appropriately to prevent damage; susceptible to weather
RESISTS FIRE				
✓ YES		✓ YES		NO
RESISTS MOISTURE & MOLD				
✓ YES Weather-sealed with high-tech coating		NO Susceptible to moisture if not maintained		NO Susceptible to moisture damage if not maintained
RESISTS CHALKING & FADING				
✓ YES Prorated Limited Lifetime Warranty includes 35-year chalk and fade coverage		NO Typically 30-year with no chalk and fade coverage		NO Typically no chalk or fade coverage
RESISTS HAIL DAMAGE				
✓ YES Prorated Limited Lifetime Warranty includes 50-year hail coverage		NO Not commonly offered		✓ YES Limited hail coverage

DOUBLE 4"

SHOWN IN NEWPORT BAY

DOUBLE 5"

SHOWN IN TERRA BRONZE

SINGLE 8"

SHOWN IN JEFFERSON TAN

TRADITIONAL LAP STYLE

Its simple, horizontal lines, easy installation, and effective protection have made Traditional Lap Siding the most popular choice for homes for centuries. With Ply Gem Steel Siding, you'll enjoy the beauty and warmth of wood without the upkeep.



STYLE NOTES

- Narrower 4-inch and 5-inch panels add scale and texture to smaller homes.
- Wider 8-inch panels help larger homes feel less imposing.
- Combining sizes adds character and visual interest.
- Consider choosing a wide panel for your ground floor and a narrower one for your second floor.

Play with colors and styles with our interactive design tool at plygem.com/steel.

DOUBLE 5" DUTCH LAP

SHOWN IN MAHOGANY

DUTCH LAP STYLE

A favorite since Colonial times, Dutch Lap styles feature a groove along the top edge of each plank and bow out slightly below it. Originally, the groove helped the planks lay flat against the wall, creating distinctive shadow lines.



STYLE NOTES

Traditional lap siding casts softer shadow lines while the carved notch along the top of Dutch Lap panels creates more distinctive and defined shadows.

Play with colors and styles with our interactive design tool at plygem.com/steel.

BOARD & BATTEN 10"

SHOWN IN RUGGED CANYON

BOARD & BATTEN STYLE

Inspired by the classic, rustic style of alternating wide and narrow boards, Ply Gem Board & Batten Steel Siding adds texture and interest. When installed vertically across an entire home, the design lends a modern feel and a sense of height.



STYLE NOTES

Consider using Board & Batten siding to accent architectural features such as gables and dormers or as a counterbalance to rough textures such as brick or stone. Board & Batten siding contrasts nicely with the horizontal shadows cast by lap siding.

Play with colors and styles with our interactive design tool at plygem.com/steel.

Steel Siding Double 5" in Natural Slate
Steel Siding Board & Batten 10" in Natural Slate



“Our home went from the worst looking on the street to the nicest in the neighborhood. We’re both thrilled.”

— Ernst family, on their Ply Gem Steel Siding transformation



WHITE



JEFFERSON TAN



PEBBLESTONE CLAY



WICKER



MUSKET BROWN

*Available in select accessories.

FIND YOUR FAVORITE COLOR

BRANDY WOOD

CHARCOAL GREY

DARK BRONZE

DEEP GRANITE

MAHOGANY

MONTANA SUEDE

NATURAL SLATE

NEWPORT BAY

QUIET WILLOW

RED BRICK

RUGGED CANYON

TERRA BRONZE

ALMOND

CAMEO

CLASSIC CREAM*

DESERT SAND

ROYAL BROWN*

SANDTONE*

STONE CLAY*

ACCENTS & ACCESSORIES

After you've chosen your favorite colors and styles, you'll find an array of matching accents and accessories, including soffits, fascia, trim and corner posts. Just like our steel siding, they're all virtually maintenance-free.



SOFFIT

These narrow overhanging areas bridge the gap between the siding and the roofline. Vented soffits promote airflow to keep your attic cool and dry.



FASCIA

These long, straight boards run along the edge of the roofline, holding gutters in place. They add a finished touch to your home's exterior.



TRIM

Trim frames and protects your windows and doors. Choose shades that complement your siding for a seamless look or pick a contrasting color as a bold accent.



CORNER POSTS

Wide boards cover and protect the seam where your siding meets. Choose shades that complement your siding for a seamless look or pick a contrasting color as a bold accent.

COORDINATE YOUR COLORS

	WHITE	BRANDY WOOD	CHARCOAL GREY	DARK BRONZE	DEEP GRANITE	JEFFERSON TAN	MAHOGANY	MONTANA SUEDE	NATURAL SLATE	NEWPORT BAY	PEBBLESTONE CLAY	QUIET WILLOW	RED BRICK	RUGGED CANYON	TERRA BRONZE	WICKER	ALMOND	CAMEO	CLASSIC CREAM	DESERT SAND	MUSKET BROWN	ROYAL BROWN	SANDTONE	STONE CLAY
SIDING																								
SINGLE 8" Wood Grain	•	•	•	•	•	•	•	•	•	•	•	•	•	•	•	•	•	•		•	•			
DOUBLE 4" Wood Grain	•	•	•	•	•	•	•	•	•	•	•	•	•	•	•	•	•	•		•	•			
DOUBLE 5" Wood Grain	•	•	•	•	•	•	•	•	•	•	•	•	•	•	•	•	•	•		•	•			
DOUBLE 5" Dutch Lap Wood Grain	•	•	•	•	•	•	•	•	•	•	•	•	•	•	•	•	•	•		•	•			
VERTICAL 10" Board & Batten Smooth	•	•	•	•	•	•	•	•	•	•	•	•	•	•	•	•	•	•		•	•			
SEAMLESS COIL																								
10-5/8"	•	•	•	•	•	•	•	•	•	•	•	•	•	•	•	•	•	•		•	•			
13-1/4"	•	•	•	•	•	•	•	•	•	•	•	•	•	•	•	•	•	•		•	•			
SIDING ACCESSORIES																								
UNDERSILL TRIM	•	•	•	•	•	•	•	•	•	•	•	•	•	•	•	•	•	•		•	•			
J-CHANNEL 7/8"	•	•	•	•	•	•	•	•	•	•	•	•	•	•	•	•	•	•		•	•			
J-CHANNEL 3/4"	•	•	•	•	•	•	•	•	•	•	•	•	•	•	•	•	•	•		•	•			
J-CHANNEL 1-1/4"	•	•	•	•	•	•	•	•	•	•	•	•	•	•	•	•	•	•	•	•	•	•	•	•
TOUCH-UP PEN	•	•	•	•	•	•	•	•	•	•	•	•	•	•	•	•	•	•	•	•	•	•	•	•
TRIM																								
FASCIA 4" Wood Grain	•			•							•					•					•			
FASCIA 6" Wood Grain	•		•	•		•		•			•	•		•	•	•	•	•	•	•	•	•	•	•
FASCIA 8" Wood Grain	•		•	•		•		•			•	•		•	•	•	•	•	•	•	•	•	•	•
FASCIA 10" Wood Grain	•			•							•					•					•			
OUTSIDE CORNER POST Wood Grain - 2PC	•	•	•	•	•	•	•	•	•	•	•	•	•	•	•	•	•	•		•	•			
OUTSIDE CORNER POST Wood Grain - 1PC	•	•	•	•	•	•	•	•	•	•	•	•	•	•	•	•	•	•		•	•			
OUTSIDE CORNER POST Smooth - 1PC	•	•	•	•	•	•	•	•	•	•	•	•	•	•	•	•	•	•		•	•			
TRIM COIL 21.75"	•	•	•	•	•	•	•	•	•	•	•	•	•	•	•	•	•	•	•	•	•	•	•	•



STYLE NOTES

To achieve a more finished look for your home, consider using Ply Gem's perfectly color-matched trim, fascia, and accessories. To give your home a bold, crafted appearance, use pieces like Ply Gem's low-maintenance, notched cellular PVC Trim.

Create your dream home using the interactive design tool at plygem.com/steel.

* 1-1/4 J-channel is available by special order only. Extended lead times apply with a 10-carton minimum.

LOOKING FOR INSPIRATION? START HERE.

plygem.com/steel

① DREAM

Pick your home style.
Or upload a photo of
your own home.



② COLOR

Select areas of the
home to change - try
out different profiles
and colors.



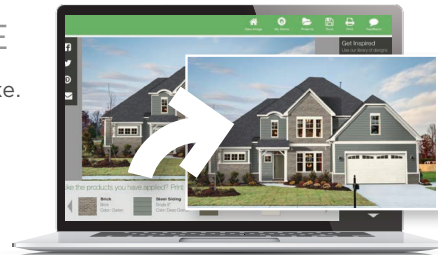
③ VISUALIZE

Choose your accents too -
we've got stone, windows
and more.



④ SAVE & SHARE

Save the designs you like.
Share them. Send them
to a pro.





Seamless Steel Siding in Rugged Canyon

PLY GEM CARES

At Ply Gem, we care about the choices we make and our impact in the world. We care about you. From help finding the best colors for your home to selecting the right accessories to answering your warranty questions, we're with you every step of the way with information and inspiration from our trusted siding experts.

ENVIRONMENTALLY FRIENDLY

From insulated siding to energy efficient windows to insulating glass patio doors, you'll find Ply Gem products help lower your utility usage, minimizing your carbon footprint and impact on the environment. What's more, our durable products hold up to the elements and don't require painting or staining.

At Ply Gem, we embrace eco-friendly manufacturing practices, recycle many of our industrial and shipping materials, and opt for local resources to use less fuel in transportation. When it comes to smart choices, together, we're doing a world of good.

HOME FOR GOOD PROJECT

Through the Home for Good project, Ply Gem has already donated \$1.8 million in building materials to Habitat for Humanity®, and helped to build 450 homes in 70 communities across the country. To learn more about how Ply Gem and Home for Good project national ambassador, Darius Rucker, are helping to make safe, affordable homeownership a reality for families, visit homeforgoodproject.com.





SIDING + ACCESSORIES | WINDOWS + DOORS | STONE VENEER | TRIM + MOULDINGS | FENCE + RAILING | ROOFING

Ply Gem and the Ply Gem logo are trademarks of Ply Gem industries, Inc. © 2018 Ply Gem Industries, Inc. 7608160251105/RevC/MS/CG/0718
Habitat for Humanity is a registered service mark owned by Habitat for Humanity International.