



PlyGem®

MASTIC®

SIDING & ACCESSORIES



2017 > **SPECIFICATIONS**
FOR THE PROFESSIONAL

Table Of Contents

Overview	5
----------------	---

Vinyl Products

Vinyl and Polypropelene Siding

Cedar Discovery®	6
Passage™	10
Structure® Home Insulation System™	11
Quest®	17
Carvedwood•44™	20
T-lok Barkwood®	22
Liberty Elite®	24
Charleston Beaded®	25
Board + Batten Designer Series™	26
Ovation™	27
Millcreek®	29
Eclipse™	31

Vinyl Siding Accessories

Universal Vinyl Siding Accessories	32
--	----

Vinyl Soffit & Accessories

Ventura® Hidden Vent Soffit	41
Pro-Bead® Vinyl Soffit/Wainscot & Accessories	42
Pro-Select® Vinyl Soffit	43
Pro-Tech® Plus Vinyl Soffit	44
Universal Vinyl Soffit	46
Vinyl Soffit Accessories	48

Designer Accents™

Shutters	53
Door Surround Systems	63
Mantel Systems	65
Window Mantels	67
Mounting Blocks	68
E-Z Block™ Surface Mounts	73
Utility Vents	75
Gable Vents	79
Designer Accents Color Matrix	84

Table Of Contents

Performance Metals®

Trim Sheet and Trim Coil

Trim Sheet Mastic Colors	103
Trim Sheet CertainTeed Colors	107
Trim Coil Mastic Colors	108
Trim Coil Royal Colors	109
Trim Coil Crane Colors	110
Trim Coil Heartland Colors	111
Trim Coil James Hardie Colors	112
Trim Coil KP Colors	113
Trim Coil Mitten Colors	114
Trim Coil Norandex Colors	115
Trim Coil Vytex Colors	116
Trim Coil (.018) Mastic	117

Aluminum Siding & Accessories

Envoy® Aluminum Siding	118
Endurance® Aluminum Siding	119
Aluminum Siding Accessories	120

Aluminum Soffit & Fascia Accessories

Envoy® Aluminum Soffit	122
Endurance® Aluminum Soffit	127
Economy Aluminum Soffit	129
Aluminum Fascia	130
Aluminum Soffit & Fascia Accessories	136
Roof & Eave Ventilation Products	141

Gutter Coil & Accessories

Gutter Coil	142
Downspout Coil	143
Gutter & Downspout Accessories	149

Table Of Contents

Performance Metals®

Sectional Gutter & Downspouts

Metal Accessories Program for Fiber Cement	155
7" Rainware Program	156
Round Downspout Program	157
Envoy® 5" Aluminum Gutter & Accessories	158
Envoy® 6" Aluminum Gutter & Accessories	161
Envoy® Aluminum Downspouts & Accessories	163

Gutter Protection Systems

Leaf Relief®	165
Leaf Logic®	171
Leaf Smart®	172

Roofing Accessories

T-Drip	173
F-Drip	174
C-Drip	175
Square Drip / Gutter Apron	176
Quick Drip / Gravel Stop	177
Flat Flashing Squares	178
Prebent Flashing Squares	179
W-Valley	180
Roll Valley	181

Ply Gem Steel Siding	183
---------------------------------------	-----

Ply Gem Stone	189
--------------------------------	-----

Specifications & Conformance	209
--	-----

Index	214
-----------------	-----



Mastic invented the vinyl siding category in 1959, and has been an industry leader ever since. For more than 50 years, Mastic has delivered the quality and innovation that the professional contractor demands.

Today Mastic brings you the most complete, coordinated exterior solution in the industry.

- Vinyl and Polypropelene Siding
- Performance Metals® Trim and Gutter
- Designer Accents™ Accessories
- Ply Gem Stone

All of our products are engineered and coordinated to work together to make a maintenance-free, beautiful and sustainable home exterior.

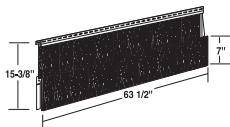
Cedar Discovery®

Product Code/Description

CD70P2

Cedar Discovery Perfection Shingle Double 7"

Nominal .080" Thick
Panel Length: 67-3/4"
Exposed Length: 64"
8 Pcs./Ctn.
1/2 Sq./Ctn.
34 Lbs./Ctn.

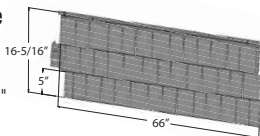


Note: 3/4" minimum vinyl siding
accessories are required for installation.

CD50P2

Cedar Discovery Perfection Shingle Triple 5"

Nominal .090" Thick
Panel Length: 69-1/2"
Exposed Length: 63"
7 Pcs./Ctn.
.46 Sq./Ctn.
35 Lbs./Ctn.

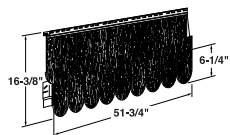


Note: 3/4" minimum vinyl siding
accessories are required for installation.

CD65HR

Cedar Discovery Half-Round

Nominal .080" Thick
Panel Length: 51-1/2"
Exposed Length: 48"
12 Pcs./Ctn.
1/2 Sq./Ctn.
39 Lbs./Ctn.



Note: 3/4" minimum vinyl siding
accessories are required for installation.

Note:

We recommend using solid color accessories to coordinate with cedar colors. Good options include the following, however actual samples should be used for final selection.

Cedar – Montana Suede, Pebblestone Clay, Rugged Canyon

Timber – Montana Suede

Red Cedar – Terra Cotta, Autumn Harvest

Cape Grey – Harbor Grey, Deep Granite

Walnut – Montana Suede, Autumn Harvest

Color Availability

White	Portsmouth Blue
Almond	Quiet Willow
Autumn Harvest	Red Brick
Brandy Wood	Rugged Canyon
Cameo	Russet Red
Classic Cream	Sage
Colonial Yellow	Sandtone
Corn Silk	Scottish Thistle
Deep Granite	Silver Grey
Desert Sand	Terra Cotta
English Wedgewood	Tuscan Olive
Everest	Victorian Grey
Harbor Grey	Vineyard Grove
Lakeshore Fern	Wicker
Linen	
Mahogany	Cedar Colors
Misty Shadow	Cape Grey
Montana Suede	Cedar
Newport Bay	Red Cedar
Natural Slate	Timber
Pebblestone Clay	Walnut

White	Newport Bay
Almond	Pebblestone Clay
Autumn Harvest	Portsmouth Blue
Brandy Wood	Quiet Willow
Cameo	Red Brick
Classic Cream	Rugged Canyon
Colonial Yellow	Russet Red
Corn Silk	Sage
Deep Granite	Sandtone
Desert Sand	Scottish Thistle
English Wedgewood	Silver Grey
Everest	Tuscan Olive
Harbor Grey	Victorian Grey
Lakeshore Fern	Vineyard Grove
Linen	Wicker
Mahogany	
Misty Shadow	Cedar Colors
Montana Suede	Cape Grey
Natural Slate	Cedar
	Red Cedar

White	Pebblestone Clay
Almond	Portsmouth Blue
Cameo	Quiet Willow
Classic Cream	Rugged Canyon
Colonial Yellow	Russet Red
Deep Granite	Sage
Desert Sand	Sandtone
English Wedgewood	Scottish Thistle
Everest	Silver Grey
Harbor Grey	Tuscan Olive
Lakeshore Fern	Victorian Grey
Linen	Wicker
Montana Suede	

Cedar Discovery®

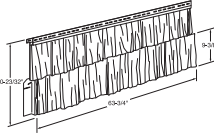
Product Code/Description

CD95HS

Cedar Discovery Hand-Split Shake

Panel Length: 67-3/4"
Exposed Length: 64"
6 Pcs./Ctn.
1/2 Sq./Ctn.
41 Lbs./Ctn.

Note: 7/8" minimum vinyl siding accessories are required for installation.



CD700CP2

Cedar Discovery Perfection Corner Post - Double 7"


Nominal .080" Thick
Length: 29-1/8"
10 Pcs./Ctn.
12.30 Lbs./Ctn.



CDP500CP

Cedar Discovery Perfection Corner Post - Triple 5"

Nominal .080" Thick
Length: 31"
10 Pcs./Ctn.
19.50 Lbs./Ctn.



Color Availability

White	Portsmouth Blue
Almond	Quiet Willow
Autumn Harvest	Red Brick
Brandy Wood	Rugged Canyon
Cameo	Russet Red
Classic Cream	Sage
Colonial Yellow	Sandtone
Corn Silk	Scottish Thistle
Deep Granite	Silver Grey
Desert Sand	Terra Cotta
English Wedgewood	Tuscan Olive
Everest	Victorian Grey
Harbor Grey	Vineyard Grove
Lakeshore Fern	Wicker
Linen	
Mahogany	Cedar Colors
Misty Shadow	Cape Grey
Montana Suede	Cedar
Natural Slate	Red Cedar
Newport Bay	Timber
Pebblestone Clay	Walnut

White	Portsmouth Blue
Almond	Quiet Willow
Autumn Harvest	Red Brick
Brandy Wood	Rugged Canyon
Cameo	Russet Red
Classic Cream	Sage
Colonial Yellow	Sandtone
Corn Silk	Scottish Thistle
Deep Granite	Silver Grey
Desert Sand	Terra Cotta
English Wedgewood	Tuscan Olive
Everest	Victorian Grey
Harbor Grey	Vineyard Grove
Lakeshore Fern	Wicker
Linen	
Mahogany	Cedar Colors
Misty Shadow	Cape Grey
Montana Suede	Cedar
Natural Slate	Red Cedar
Newport Bay	Timber
Pebblestone Clay	Walnut

White	Newport Bay
Almond	Pebblestone Clay
Autumn Harvest	Portsmouth Blue
Brandy Wood	Quiet Willow
Cameo	Red Brick
Classic Cream	Rugged Canyon
Colonial Yellow	Russet Red
Corn Silk	Sage
Deep Granite	Sandtone
Desert Sand	Scottish Thistle
English Wedgewood	Silver Grey
Everest	Tuscan Olive
Harbor Grey	Victorian Grey
Lakeshore Fern	Vineyard Grove
Linen	Wicker
Mahogany	
Misty Shadow	Cedar Colors
Montana Suede	Cape Grey
Natural Slate	Cedar
	Red Cedar

Cedar Discovery®

Product Code/Description

CDHS0CP

Cedar Discovery Hand-Split Shake Corner Post

Nominal .080" Thick
Length: 38"
10 Pcs./Ctn.
13 Lbs./Ctn.



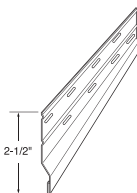
Color Availability

White	Portsmouth Blue
Almond	Quiet Willow
Autumn Harvest	Red Brick
Brandy Wood	Rugged Canyon
Cameo	Russet Red
Classic Cream	Sage
Colonial Yellow	Sandtone
Corn Silk	Scottish Thistle
Deep Granite	Silver Grey
Desert Sand	Terra Cotta
English Wedgewood	Tuscan Olive
Everest	Victorian Grey
Harbor Grey	Vineyard Grove
Lakeshore Fern	Wicker
Linen	Cedar Colors
Mahogany	Cape Grey
Misty Shadow	Cedar
Montana Suede	Red Cedar
Natural State	Timber
Newport Bay	Walnut
Pebblestone Clay	

CDSS

Cedar Discovery Starter Strip-Aluminum

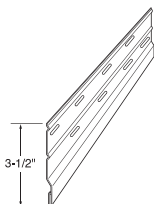
Length: 10'
50 Pcs./Ctn.
33 Lbs./Ctn.



CPSSHD

Cedar Discovery Starter Strip-Galvanized

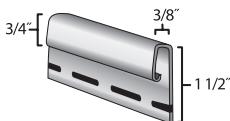
Length: 10'
25 Pcs./Ctn.
49 Lbs./Ctn.



CDMFT

Cedar Finish Trim

Length: 12'6"
24 Pcs./Ctn.
25 Lbs./Ctn.



White

Light Colors

Almond
Cameo
Classic Cream
Colonial Yellow
Desert Sand
Linen
Sage
Sandtone
Silver Grey
Tuscan Olive
Victorian Grey
Wicker

Classic Colors

Everest
Harbor Grey
Pebblestone Clay
Scottish Thistle

Deep Colors

Deep Granite
English Wedgewood
Lakeshore Fern
Montana Suede
Portsmouth Blue
Quiet Willow
Rugged Canyon
Russet Red
Terra Cotta

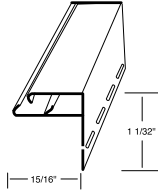
Cedar Discovery®

Product Code/Description

SCMNT126

Snap-In Crown Mount

Length: 12' 6"
40 Pcs./Ctn.
46 Lbs./Ctn.



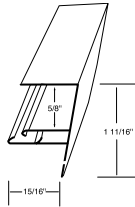
Color Availability

White

JSCMNT126

Snap-In Crown Mount with J-Channel

Length: 12' 6"
40 Pcs./Ctn.
58 Lbs./Ctn.

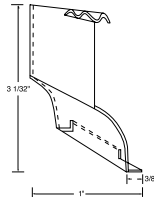


White

SCROWN126

Snap-In 3" Crown

Length: 12' 6"
20 Pcs./Ctn.
55 Lbs./Ctn.



White

Light Colors

Cameo
Desert Sand
Wicker

Classic Color

Pebblestone Clay

Notes:

Passage™

AVAILABLE
IN 2017

Product Code/Description

VFS7

Passage Vinyl Shingle Single 7"

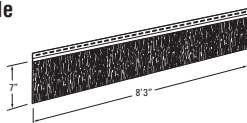
Nominal .050" Thick

Length: 8' 3"

21 Pcs./Ctn.

1 sq./Ctn.

74 Lbs./Ctn



Color Availability

White

Light Colors

Almond
Cameo
Classic Cream
Desert Sand
Sage
Sandtone
Silver Grey
Tuscan Olive
Victorian Grey
Wicker

Classic Colors

Corn Silk
Everest
Harbor Grey
Pebblestone Clay
Scottish Thistle

Deep Colors

Autumn Harvest
Deep Granite
English Wedgewood
Lakeshore Fern
Misty Shadow
Montana Suede
Quiet Willow
Rugged Canyon
Russet Red
Vineyard Grove

Cedar Colors

American Walnut
Glacier Blue
Timberstone
Woodland Green

VFS9

Passage Vinyl Shake Single 9"

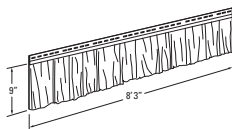
Nominal .050" Thick

Length: 8' 3"

16 Pcs./Ctn.

1 sq./Ctn.

56 Lbs./Ctn.



White

Light Colors

Almond
Cameo
Classic Cream
Desert Sand
Sage
Sandtone
Silver Grey
Tuscan Olive
Victorian Grey
Wicker

Classic Colors

Corn Silk
Everest
Harbor Grey
Pebblestone Clay
Scottish Thistle

Deep Colors

Autumn Harvest
Deep Granite
English Wedgewood
Lakeshore Fern
Misty Shadow
Montana Suede
Quiet Willow
Rugged Canyon
Russet Red
Vineyard Grove

Cedar Colors

American Walnut
Glacier Blue
Timberstone
Woodland Green

Notes:

Structure

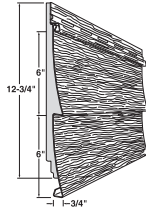
Home Insulation System™

Product Code/Description

SRD61EPS

Structure
Double 6"

Nominal 1 1/4" Thick
Length: 12' 6"
8 Pcs./Ctn.
1 Sq./Ctn.
62 Lbs./Ctn.
Foam: EPS



Color Availability

White

Light Colors

Almond
Cameo
Classic Cream
Desert Sand
Linen
Sage
Sandtone
Silver Grey
Victorian Grey
Wicker

Classic Colors

Corn Silk
Everest

Harbor Grey
Pebblestone Clay
Scottish Thistle

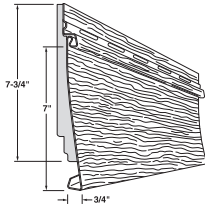
Deep Colors

Autumn Harvest
Deep Granite
English Wedgewood
Misty Shadow
Montana Suede
Quiet Willow
Rugged Canyon
Russet Red
Vineyard Grove

SRS71EPS

Structure
Single 7"

Nominal 1 1/4" Thick
Length: 12' 3"
14 Pcs./Ctn.
1 Sq./Ctn.
68 Lbs./Ctn.
Foam: EPS



White

Light Colors

Almond
Cameo
Classic Cream
Desert Sand
Linen
Sage
Sandtone
Silver Grey
Victorian Grey
Wicker

Classic Colors

Everest
Harbor Grey
Pebblestone Clay
Scottish Thistle

Deep Colors

English Wedgewood
Montana Suede
Quiet Willow
Rugged Canyon

Notes:

Structure

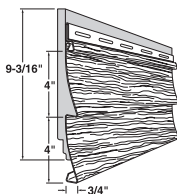
Home Insulation System™

Product Code/Description

SRD41EPS

Structure Double 4"

Nominal 1 1/4" Thick
Length: 12' 6"
12 Pcs./Ctn.
1 Sq./Ctn.
64 Lbs./Ctn.
Foam: EPS



Color Availability

White

Light Colors

Almond
Cameo
Classic Cream
Desert Sand
Linen
Sage
Sandtone
Silver Grey
Victorian Grey
Wicker

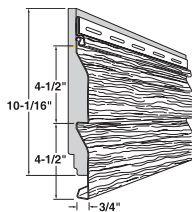
Classic Colors

Everest
Harbor Grey
Pebblestone Clay
Scottish Thistle

SRD451EPS

Structure Double 4-1/2" Dutch Lap

Nominal 1 1/4" Thick
Length: 12' 1"
11 Pcs./Ctn.
1 Sq./Ctn.
65 Lbs./Ctn.
Foam: EPS



White

Light Colors

Almond
Cameo
Classic Cream
Desert Sand
Linen
Sage
Sandtone
Silver Grey
Victorian Grey
Wicker

Classic Colors

Everest
Harbor Grey
Pebblestone Clay
Scottish Thistle

Deep Colors

English Wedgewood
Montana Suede
Quiet Willow
Rugged Canyon

Notes:

Structure

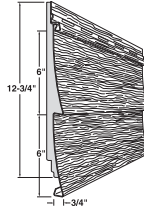
Home Insulation System™

Product Code/Description

SRD61EPSLS

**Long Length
Structure
Double 6"**

Nominal 1 1/4" Thick
Length: 16' 8"
6 Pcs./Ctn.
1 Sq./Ctn.
66 Lbs./Ctn.
Foam: EPS



Color Availability

White

Light Colors

Cameo
Classic Cream
Desert Sand
Sage
Sandtone
Victorian Grey
Wicker

Classic Colors

Corn Silk
Everest

Harbor Grey
Pebblestone Clay
Scottish Thistle

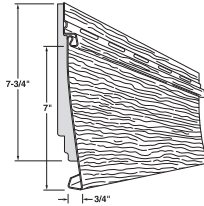
Deep Colors

Autumn Harvest
Deep Granite
Misty Shadow
Montana Suede
Quiet Willow
Rugged Canyon
Russet Red
Vineyard Grove

SRS71EPSLS

**Long Length
Structure
Single 7"**

Length: 16' 8"
10 Pcs./Ctn.
.97 Sq./Ctn.
70 Lbs./Ctn.
Foam: EPS



White

Light Colors

Cameo
Classic Cream
Desert Sand
Sage
Sandtone
Victorian Grey
Wicker

Classic Colors

Everest
Harbor Grey
Pebblestone Clay
Scottish Thistle

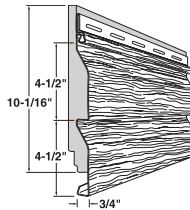
Deep Colors

Montana Suede
Quiet Willow
Rugged Canyon

SRD451EPSLS

**Long Length
Structure
Double 4 1/2" Dutchlap**

Length: 16' 8"
8 Pcs./Ctn.
1 Sq./Ctn.
69 Lbs./Ctn.
Foam: EPS



White

Light Colors

Cameo
Classic Cream
Desert Sand
Sage
Sandtone
Victorian Gray
Wicker

Classic Colors

Everest
Harbor Gray
Pebblestone Clay
Scottish Thistle

Notes:

Structure

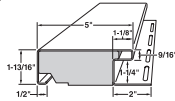
Home Insulation System™ Accessories

Product Code/Description

SRLIN5

Structure 5" Corner Lineal with EPS Foam

Length: 20'
10 Pcs./Ctn.
80 Lbs./Ctn.



Color Availability

White

Light Colors

Cameo
Desert Sand
Wicker

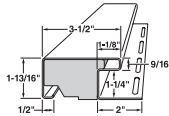
Classic Color

Pebblestone Clay

SRLIN35

Structure 3-1/2" Window and Door Casing Lineal with EPS Foam

Length: 20'
10 Pcs./Ctn.
68 Lbs./Ctn.



White

Light Colors

Cameo
Desert Sand
Wicker

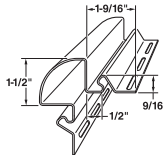
Classic Color

Pebblestone Clay

LINQRS

Corner Starter & Lineal

Length: 20'
10 Pcs./Ctn.
68 Lbs./Ctn.



White

Light Colors

Cameo
Desert Sand
Wicker

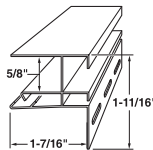
Classic Color

Pebblestone Clay

SRJSCMNT126

Structure Snap-In Crown Mount with J-Channel

Length: 12' 6"
20 Pcs./Ctn.
30 Lbs./Ctn.

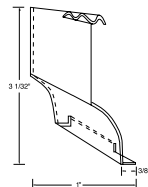


White

SCROWN126

Snap-In Crown 3" Crown

Length: 12' 6"
20 Pcs./Ctn.
55 Lbs./Ctn.



White

Light Colors

Cameo
Desert Sand
Wicker

Classic Color

Pebblestone Clay

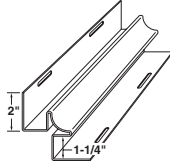
Structure

Home Insulation System™ Accessories

Product Code/Description

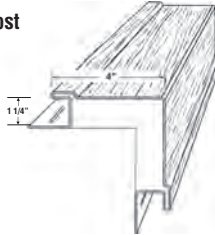
SRIP125
**Structure Inside Corner
 Post 1-1/4"**

Length: 10'
 10 Pcs./Ctn.
 14 Lbs./Ctn.



SR0P4
**Structure 4\" Corner Post
 with EPS Foam**

Length: 12'
 9 Pcs./Ctn.
 77 Lbs./Ctn.



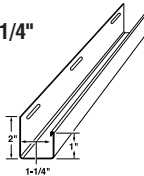
SRSS
Structure Starter Strip

Length: 12' 6"
 24 Pcs./Ctn.
 46 Lbs./Ctn.



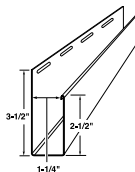
MVJ121
**All Purpose J-Channel - 1-1/4\"
 1\" Face**

Length: 12' 6"
 40 Pcs./Ctn.
 53 Lbs./Ctn.



WCT12
**2-1/2\" Wide Window
 Casing Trim - 1-1/4"**

Length: 12' 6"
 20 Pcs./Ctn.
 66 Lbs./Ctn.



Color Availability

White

Light Colors

Almond
 Cameo
 Classic Cream
 Desert Sand
 Linen
 Sage
 Sandtone
 Silver Grey
 Victorian Grey
 Wicker

Everest
 Harbor Grey
 Pebblestone Clay
 Scottish Thistle

Deep Colors

Autumn Harvest
 Deep Granite
 English Wedgewood
 Misty Shadow
 Montana Suede
 Quiet Willow
 Rugged Canyon
 Russet Red
 Vineyard Grove

Classic Colors

Corn Silk

White

Light Colors

Almond
 Cameo
 Classic Cream
 Desert Sand
 Linen
 Sage
 Sandtone
 Silver Grey
 Victorian Grey
 Wicker

Everest
 Harbor Grey
 Pebblestone Clay
 Scottish Thistle

Deep Colors

Autumn Harvest
 Deep Granite
 English Wedgewood
 Misty Shadow
 Montana Suede
 Quiet Willow
 Rugged Canyon
 Russet Red
 Vineyard Grove

Classic Colors

Corn Silk

White

Light Colors

Almond
 Cameo
 Classic Cream
 Desert Sand
 Linen
 Sage
 Sandtone
 Scottish Thistle
 Silver Grey
 Victorian Grey
 Wicker

Classic Colors

Corn Silk
 Everest
 Harbor Grey
 Pebblestone Clay

Deep Colors

Autumn Harvest
 Deep Granite
 English Wedgewood
 Misty Shadow
 Montana Suede
 Quiet Willow
 Rugged Canyon
 Russet Red
 Vineyard Grove

White

Structure

Home Insulation System™ Accessories

Product Code/Description

MVFJ061

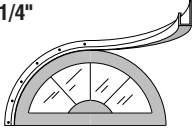
Flexible J-Channel - 1-1/4"

Length: 12' 6"

20 Pcs./Ctn.

66 Lbs./Ctn.

Throat width: 1-1/4"



Note: For use with Structure Home Insulation System™.

Color Availability

White

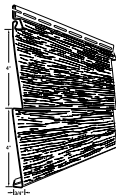
Notes:

Product Code/Description

QT40

**Quest
Double 4"**

Nominal .046" Thick
Length: 12' 6"
24 Pcs./Ctn.
2 Sqs./Ctn.
120 Lbs./Ctn.



Color Availability

White

Light Colors

Almond
Cameo
Classic Cream
Colonial Yellow
Desert Sand
Linen
Sage
Sandtone
Silver Grey
Tuscan Olive
Victorian Grey
Wicker

Deep Colors

Autumn Harvest
Deep Granite
English Wedgewood
Lakeshore Fern
Misty Shadow
Montana Suede
Portsmouth Blue
Quiet Willow
Rugged Canyon
Russet Red
Vineyard Grove

Classic Colors

Corn Silk
Everest
Harbor Grey
Pebblestone Clay
Scottish Thistle


Cedar Colors

American Walnut
Cape Cod Grey
Glacier Blue
Natural Cedar
Timberstone
Woodland Green

QT50

**Quest
Double 5"**

Nominal .046" Thick
Length: 12'
20 Pcs./Ctn.
2 Sqs./Ctn.
111 Lbs./Ctn.



White

Light Colors

Almond
Cameo
Classic Cream
Colonial Yellow
Desert Sand
Linen
Sage
Sandtone
Silver Grey
Tuscan Olive
Victorian Grey
Wicker

Classic Colors

Corn Silk
Everest
Harbor Grey
Pebblestone Clay
Scottish Thistle

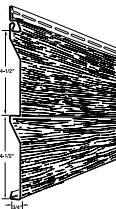
Deep Colors

Deep Granite
English Wedgewood
Quiet Willow
Rugged Canyon

QTD45

**Quest
Double 4-1/2"
Dutch Lap**

Nominal .046" Thick
Length: 12' 1"
22 Pcs./Ctn.
2 Sqs./Ctn.
116 Lbs./Ctn.



White

Light Colors

Almond
Cameo
Classic Cream
Colonial Yellow
Desert Sand
Linen
Sage
Sandtone
Silver Grey
Tuscan Olive
Victorian Grey
Wicker

Deep Colors

Autumn Harvest
Deep Granite
English Wedgewood
Lakeshore Fern
Misty Shadow
Montana Suede
Portsmouth Blue
Quiet Willow
Rugged Canyon
Russet Red
Vineyard Grove

Classic Colors

Corn Silk
Everest
Harbor Grey
Pebblestone Clay
Scottish Thistle

Cedar Colors

American Walnut
Cape Cod Grey
Glacier Blue
Natural Cedar
Timberstone
Woodland Green


Quest®

Product Code/Description

QT40LS

**Long Length
Quest
Double 4"**


Nominal .046" Thick
Length: 16' 8"
18 Pcs./Ctn.
2 Sqs./Ctn.
120 Lbs./Ctn.



QTD45LS

**Long Length
Quest
Double 4-1/2" Dutch Lap**

Nominal .046" Thick
Length: 16' 8"
16 Pcs./Ctn.
2 Sqs./Ctn.
116 Lbs./Ctn.



Color Availability

White

Light Colors

Almond
Cameo
Classic Cream
Desert Sand
Linen
Sage
Sandtone
Silver Grey
Tuscan Olive
Victorian Grey
Wicker

Classic Colors

Corn Silk
Everest
Harbor Grey
Pebblestone Clay
Scottish Thistle

Deep Colors

Autumn Harvest
Deep Granite
English Wedgewood
Misty Shadow
Montana Suede
Quiet Willow
Rugged Canyon
Vineyard Grove

White

Light Colors

Almond
Cameo
Classic Cream
Desert Sand
Linen
Sage
Sandtone
Silver Grey
Tuscan Olive
Victorian Grey
Wicker

Classic Colors

Corn Silk
Everest
Harbor Grey
Pebblestone Clay
Scottish Thistle

Deep Colors

Autumn Harvest
Deep Granite
English Wedgewood
Misty Shadow
Montana Suede
Quiet Willow
Rugged Canyon
Vineyard Grove


Notes:

Product Code/Description

QT40LS255

**Super Long Length
Quest
Double 4"**

Nominal .046" Thick
Length: 25' 6"
12 Pcs./Ctn.
2 Sqs./Ctn.
116 Lbs./Ctn.



Color Availability

White

Light Colors

Almond
Cameo
Classic Cream
Desert Sand
Linen
Sage
Sandtone
Silver Grey
Tuscan Olive
Victorian Grey
Wicker

Classic Colors

Corn Silk
Everest
Harbor Grey
Pebblestone Clay
Scottish Thistle

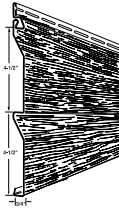
Deep Colors

Autumn Harvest
Deep Granite
English Wedgewood
Misty Shadow
Montana Suede
Quiet Willow
Rugged Canyon
Vineyard Grove

QTD45LS255

**Super Long Length
Quest
Double 4-1/2" Dutch Lap**

Nominal .046" Thick
Length: 25' 6"
11 Pcs./Ctn.
2 Sqs./Ctn.
116 Lbs./Ctn.



White

Light Colors

Almond
Cameo
Classic Cream
Desert Sand
Linen
Sage
Sandtone
Silver Grey
Tuscan Olive
Victorian Grey
Wicker

Classic Colors

Corn Silk
Everest
Harbor Grey
Pebblestone Clay
Scottish Thistle

Deep Colors

Autumn Harvest
Deep Granite
English Wedgewood
Misty Shadow
Montana Suede
Quiet Willow
Rugged Canyon
Vineyard Grove

Long Length Logistics Requirements

Quest 25'6" lengths are in-stock and can be ordered with normal Mastic lead times.

Shipping requirements are:


- A minimum of 1 full crated pallet per profile can be ordered as long as the half or full truck requirement is met
- If only 1, 2, or 3 crated pallets of 25'6" material is ordered, customer must fill the balance of the half truck with standard and/or 16'8" length vinyl products (Note: 4 crated pallets of Quest 25' equal a half truck)
- If only 5, 6, or 7 crated pallets of 25'6" material is ordered, customer must fill the balance of the full truck with standard and/or 16'8" length vinyl products (Note: 8 crated pallets of Quest 25' equal a half truck)
- One profile per crated pallet
- Any available colors can be mixed within a crated pallet

Carvedwood•44®

Product Code/Description


CW240
Carvedwood•44
Double 4"

Nominal .044" Thick
 Finish: Woodgrain
 Length: 12' 6"
 24 Pcs./Ctn.
 2 Sqs./Ctn.
 109 Lbs./Ctn.



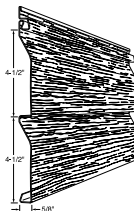
CW250
Carvedwood•44
Double 5"

Nominal .044" Thick
 Finish: Woodgrain
 Length: 12'
 20 Pcs./Ctn.
 2 Sqs./Ctn.
 101 Lbs./Ctn.



CW2D45
Carvedwood•44
Double 4-1/2"
Dutch Lap

Nominal .044" Thick
 Finish: Woodgrain
 Length: 12' 1"
 22 Pcs./Ctn.
 2 Sqs./Ctn.
 105 Lbs./Ctn.



Color Availability

White

Light Colors

Almond
 Cameo
 Classic Cream
 Colonial Yellow
 Desert Sand
 Linen
 Sage
 Sandtone
 Silver Grey
 Tuscan Olive
 Victorian Grey
 Wicker

Classic Colors

Corn Silk
 Everest
 Harbor Grey
 Pebblestone Clay
 Scottish Thistle

Deep Colors

Autumn Harvest
 Deep Granite
 English Wedgewood
 Misty Shadow
 Montana Suede
 Quiet Willow
 Rugged Canyon
 Russet Red

White

Light Colors

Almond
 Cameo
 Classic Cream
 Colonial Yellow
 Desert Sand
 Linen
 Sage
 Sandtone
 Silver Grey
 Tuscan Olive
 Victorian Grey
 Wicker

Classic Colors

Corn Silk
 Everest
 Harbor Grey
 Pebblestone Clay
 Scottish Thistle

Deep Colors

Deep Granite
 English Wedgewood
 Quiet Willow
 Rugged Canyon

White

Light Colors

Almond
 Cameo
 Classic Cream
 Colonial Yellow
 Desert Sand
 Linen
 Sage
 Sandtone
 Silver Grey
 Tuscan Olive
 Victorian Grey
 Wicker

Classic Colors

Corn Silk
 Everest
 Harbor Grey
 Pebblestone Clay
 Scottish Thistle

Deep Colors

Autumn Harvest
 Deep Granite
 English Wedgewood
 Misty Shadow
 Montana Suede
 Quiet Willow
 Rugged Canyon
 Russet Red

Notes:

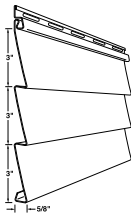
Carvedwood•44®

Product Code/Description

CW230S

Carvedwood•44 Triple 3"

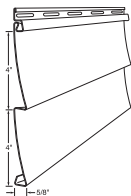
Nominal .044" Thick
Finish: Smooth
Length: 12' 1"
22 Pcs./Ctn.
2 Sqs./Ctn.
111 Lbs./Ctn.



CW240S

Carvedwood•44 Double 4"


Nominal .044" Thick
Finish: Smooth
Length: 12' 6"
24 Pcs./Ctn.
2 Sqs./Ctn.
110 Lbs./Ctn.



CW80S

Carvedwood•44 Single 8"

Nominal .048" Thick
Finish: Smooth
Length: 12' 6"
24 Pcs./Ctn.
2 Sqs./Ctn.
113 Lbs./Ctn.



7/8" J Channel (MVJ071) required for installation

Notes:

Color Availability

White

Light Colors

Almond
Cameo
Classic Cream
Colonial Yellow
Desert Sand
Linen
Sage
Sandtone
Silver Grey
Tuscan Olive
Victorian Grey
Wicker

Classic Colors

Corn Silk
Everest
Harbor Grey
Pebblestone Clay
Scottish Thistle

Deep Colors

Autumn Harvest
Deep Granite
English Wedgewood
Montana Suede
Quiet Willow
Rugged Canyon

White

Light Colors

Almond
Cameo
Classic Cream
Colonial Yellow
Desert Sand
Linen
Sage
Sandtone
Silver Grey

Tuscan Olive
Victorian Grey
Wicker

Classic Colors

Everest
Harbor Grey
Pebblestone Clay
Scottish Thistle

White

T-lok Barkwood®

Product Code/Description

WGV40

T-lok Barkwood Double 4"

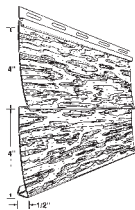
Nominal .048" Thick

Length: 12' 6"

24 Pcs./Ctn.

2 Sqs./Ctn.

109 Lbs./Ctn.



Color Availability

White

Light Colors

Almond
Cameo
Classic Cream
Colonial Yellow
Desert Sand
Linen
Sage
Sandtone
Silver Grey
Victorian Grey
Wicker

Classic Colors

Everest
Harbor Grey
Pebblestone Clay
Scottish Thistle

WGV50

T-lok Barkwood Double 5"

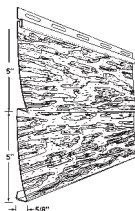
Nominal .048" Thick

Length: 12'

20 Pcs./Ctn.

2 Sqs./Ctn.

105 Lbs./Ctn.



White

Light Colors

Almond
Cameo
Classic Cream
Colonial Yellow
Desert Sand
Linen
Sage
Sandtone
Silver Grey
Victorian Grey
Wicker

Classic Colors

Everest
Harbor Grey
Pebblestone Clay
Scottish Thistle

DWGV50

T-lok Barkwood Double 5" Dutch Lap

Nominal .048" Thick

Length: 12'

20 Pcs./Ctn.

2 Sqs./Ctn.

105 Lbs./Ctn.



White

Light Colors

Almond
Cameo
Classic Cream
Colonial Yellow
Desert Sand
Linen
Sage
Sandtone
Silver Grey
Victorian Grey
Wicker

Classic Colors

Everest
Harbor Grey
Pebblestone Clay
Scottish Thistle

Notes:

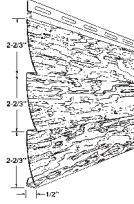
T-lok Barkwood®

Product Code/Description

WGV3266

T-lok Barkwood Triple 2-2/3"

Nominal .048" Thick
Length: 12' 6"
24 Pcs./Ctn.
2 Sqs./Ctn.
113 Lbs./Ctn.



Color Availability

White

Light Colors

Almond
Cameo
Classic Cream
Colonial Yellow
Desert Sand
Linen
Sage
Sandtone
Silver Grey
Victorian Grey
Wicker

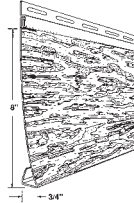
Classic Colors

Everest
Harbor Grey
Pebblestone Clay
Scottish Thistle

WGV80

T-lok Barkwood 8"

Nominal .048" Thick
Length: 12' 6"
24 Pcs./Ctn.
2 Sqs./Ctn.
108 Lbs./Ctn.



White

7/8" J Channel (MVJ071) required for installation

Notes:

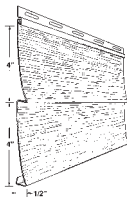
Liberty Elite®

Product Code/Description

L44T

Liberty Elite Double 4"

Nominal .048" Thick
Length: 12' 6"
24 Pcs./Ctn.
2 Sqs./Ctn.
108 Lbs./Ctn.



Color Availability

White

Light Colors

Almond
Cameo
Classic Cream
Desert Sand
Linen
Sage
Sandtone
Silver Grey
Victorian Grey
Wicker


Classic Colors

Everest
Pebblestone Clay
Scottish Thistle

L55T

Liberty Elite Double 5"

Nominal .048" Thick
Length: 12'
20 Pcs./Ctn.
2 Sqs./Ctn.
103 Lbs./Ctn.



White

Light Colors

Almond
Cameo
Classic Cream
Desert Sand
Linen
Sage
Sandtone
Silver Grey
Victorian Grey
Wicker

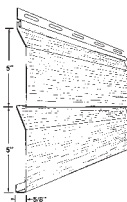
Classic Colors

Everest
Pebblestone Clay
Scottish Thistle

LD55T

Liberty Elite Double 5" Dutch Lap

Nominal .048" Thick
Length: 12'
20 Pcs./Ctn.
2 Sqs./Ctn.
104 Lbs./Ctn.



White

Light Colors

Almond
Cameo
Classic Cream
Desert Sand
Linen
Sage
Sandtone
Silver Grey
Victorian Grey
Wicker

Classic Colors

Everest
Pebblestone Clay
Scottish Thistle

Notes:

Charleston Beaded®

Product Code/Description

CB65

Charleston 6-1/2" Contemporary Beaded

Nominal .044" Thick

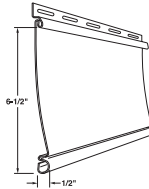
Finish: Brushed

Length: 12' 4"

30 Pcs./Ctn.

2 Sqs./Ctn.

115 Lbs./Ctn.



**Required Starter Strip: 1WAP10
(see Aluminum Siding Accessories)*

Color Availability

White

Light Colors

Almond
Cameo
Classic Cream
Desert Sand
Linen
Sage
Sandtone
Silver Grey
Victorian Grey
Wicker

Classic Colors

Corn Silk
Everest
Pebblestone Clay
Scottish Thistle

Notes:

Board + Batten Designer Series™

Product Code/Description

BB70

**Board + Batten
Designer Series
5-1/2" Board with
1-1/2" Batten**

Nominal .048" Thick
Length: 10'
17 Pcs./Ctn.
1 Sqs./Ctn.
54 Lbs./Ctn.



Color Availability

White

Light Colors

Almond
Classic Cream
Desert Sand
Sandtone
Tuscan Olive
Victorian Grey
Wicker

Classic Colors

Corn Silk
Everest
Harbor Grey
Pebblestone Clay
Scottish Thistle

Deep Colors

Autumn Harvest
Deep Granite
English Wedgewood
Lakeshore Fern
Misty Shadow
Montana Suede
Quiet Willow
Rugged Canyon
Russet Red

Notes:

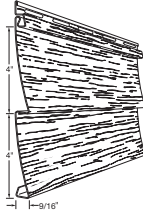
Ovation™

Product Code/Description

OV40

Ovation Double 4"

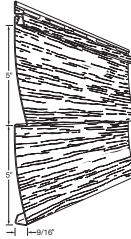
Nominal .042" Thick
Finish: Woodgrain
Length: 12' 6"
24 Pcs./Ctn.
2 Sqs./Ctn.
92 Lbs./Ctn.



OV50

Ovation Double 5"

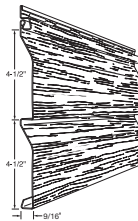
Nominal .042" Thick
Finish: Woodgrain
Length: 12'
20 Pcs./Ctn.
2 Sqs./Ctn.
95 Lbs./Ctn.



OVD45

Ovation Double 4.5" Dutch Lap

Nominal .042" Thick
Finish: Woodgrain
Length: 12' 1"
22 Pcs./Ctn.
2 Sqs./Ctn.
101 Lbs./Ctn.



Color Availability

White

Light Colors

Almond
Cameo
Classic Cream
Desert Sand
Linen
Sage
Sandtone
Silver Grey
Tuscan Olive
Victorian Grey
Wicker

Classic Colors

Corn Silk
Everest
Harbor Grey
Pebblestone Clay
Scottish Thistle

Deep Colors

English Wedgewood
Deep Granite
Quiet Willow
Rugged Canyon

Solar Defense

Brandy Wood
Mahogany
Natural Slate
Newport Bay
Red Brick

White

Light Colors

Almond
Cameo
Classic Cream
Desert Sand
Linen
Sage
Sandtone
Silver Grey
Tuscan Olive
Victorian Grey
Wicker

Classic Colors

Corn Silk
Everest
Harbor Grey
Pebblestone Clay
Scottish Thistle

Deep Colors

English Wedgewood
Deep Granite
Quiet Willow
Rugged Canyon

White

Light Colors

Almond
Cameo
Classic Cream
Desert Sand
Linen
Sage
Sandtone
Silver Grey
Tuscan Olive
Victorian Grey
Wicker

Classic Colors

Corn Silk
Everest
Harbor Grey
Pebblestone Clay
Scottish Thistle

Deep Colors

English Wedgewood
Deep Granite
Quiet Willow
Rugged Canyon

Solar Defense

Brandy Wood
Mahogany
Natural Slate
Newport Bay
Red Brick

Ovation™

Product Code/Description

OV30S

Ovation Triple 3"

Nominal .042" Thick

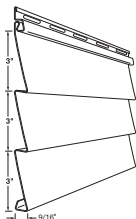
Finish: Brushed

Length: 12' 1"

22 Pcs./Ctn.

2 Sqs./Ctn.

98 Lbs./Ctn.



Color Availability

White

Light Colors

Almond
Cameo
Classic Cream
Desert Sand
Linen
Sage
Sandtone
Silver Grey
Tuscan Olive
Victorian Grey
Wicker

Classic Colors

Everest
Harbor Grey
Pebblestone Clay
Scottish Thistle

OV65

Ovation 6 1/2" Beaded

Nominal .042" Thick

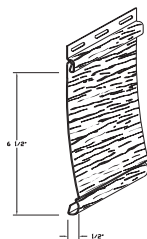
Finish: Woodgrain

Length: 12' 4"

30 Pcs./Ctn.

2 Sqs./Ctn.

98 Lbs./Ctn.



White

Light Colors

Almond
Cameo
Classic Cream
Desert Sand
Linen
Sage
Sandtone
Silver Grey
Tuscan Olive
Victorian Grey
Wicker

Classic Colors

Everest
Harbor Grey
Pebblestone Clay
Scottish Thistle

**Requires Starter Strip: 1WAP10
(See Aluminum Siding Accessories)*

Notes:


Mill Creek®

Product Code/Description

MC40

Mill Creek Double 4"

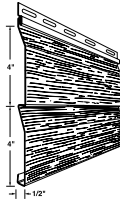
Nominal .040" Thick
Length: 12' 6"
24 Pcs./Ctn.
2 Sqs./Ctn.
90 Lbs./Ctn.



MCD40

Mill Creek Double 4" Dutch Lap

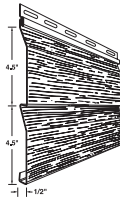
Nominal .040" Thick
Length: 12' 6"
24 Pcs./Ctn.
2 Sqs./Ctn.
93 Lbs./Ctn.



MCD45

Mill Creek Double 4.5" Dutch Lap

Nominal .040" Thick
Length: 12' 1"
22 Pcs./Ctn.
2 Sqs./Ctn.
88 Lbs./Ctn.



Color Availability

White

Light Colors

Almond
Cameo
Classic Cream
Desert Sand
Sandtone
Silver Grey
Tuscan Olive
Victorian Grey
Wicker

Classic Colors

Everest
Pebblestone Clay
Scottish Thistle

White

Light Colors

Almond
Cameo
Classic Cream
Desert Sand
Sandtone
Silver Grey
Tuscan Olive
Victorian Grey
Wicker

Classic Colors

Everest
Pebblestone Clay
Scottish Thistle

White

Light Colors

Almond
Cameo
Classic Cream
Desert Sand
Sandtone
Silver Grey
Tuscan Olive
Victorian Grey
Wicker

Classic Colors

Everest
Pebblestone Clay
Scottish Thistle

Notes:


Mill Creek®

Product Code/Description

MC50

**Mill Creek
Double 5"**

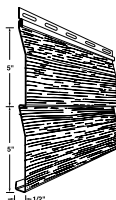
Nominal .040" Thick
Length: 12'
20 Pcs./Ctn.
2 Sqs./Ctn.
85 Lbs./Ctn.



MCD50

**Mill Creek
Double 5" Dutch Lap**

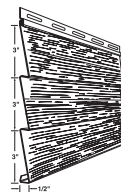
Nominal .040" Thick
Length: 12'
20 Pcs./Ctn.
2 Sqs./Ctn.
86 Lbs./Ctn.



MC30

**Mill Creek
Triple 3"**

Nominal .040" Thick
Length: 12'1"
22 Pcs./Ctn.
2 Sqs./Ctn.
89 Lbs./Ctn.



Color Availability

White

Light Colors

Almond
Cameo
Classic Cream
Desert Sand
Sandtone
Silver Grey
Tuscan Olive
Victorian Grey
Wicker

Classic Colors

Everest
Pebblestone Clay
Scottish Thistle

White

Light Colors

Almond
Cameo
Classic Cream
Desert Sand
Sandtone
Silver Grey
Tuscan Olive
Victorian Grey
Wicker

Classic Colors

Everest
Pebblestone Clay
Scottish Thistle

White

Light Colors

Almond
Cameo
Classic Cream
Desert Sand
Sandtone
Silver Grey
Tuscan Olive
Victorian Grey
Wicker

Classic Colors

Everest
Pebblestone Clay
Scottish Thistle

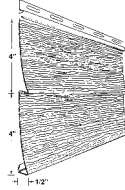
Notes:

Eclipse™

Product Code/Description

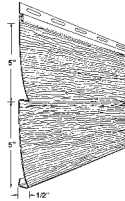
EC40
**Eclipse
 Double 4"**

Nominal .040" Thick
 Length: 12' 6"
 24 Pcs./Ctn.
 2 Sqs./Ctn.
 86 Lbs./Ctn.



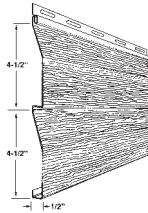
EC50
**Eclipse
 Double 5"**

Nominal .040" Thick
 Length: 12'
 20 Pcs./Ctn.
 2 Sqs./Ctn.
 81 Lbs./Ctn.



ECD45
**Eclipse
 Double 4-1/2"
 Dutch Lap**

Nominal .040" Thick
 Length: 12' 1"
 22 Pcs./Ctn.
 2 Sqs./Ctn.
 83 Lbs./Ctn.



Color Availability

White

Light Colors

Almond
 Cameo
 Classic Cream
 Desert Sand
 Sandtone
 Silver Grey
 Tuscan Olive
 Victorian Grey
 Wicker

Classic Colors

Everest
 Pebblestone Clay
 Scottish Thistle

White

Light Colors

Almond
 Cameo
 Classic Cream
 Desert Sand
 Sandtone
 Silver Grey
 Tuscan Olive
 Victorian Grey
 Wicker

Classic Colors

Everest
 Pebblestone Clay
 Scottish Thistle

White

Light Colors

Almond
 Cameo
 Classic Cream
 Desert Sand
 Sandtone
 Silver Grey
 Tuscan Olive
 Victorian Grey
 Wicker

Classic Colors

Everest
 Pebblestone Clay
 Scottish Thistle

*New colors

Notes:

Universal Vinyl Siding Accessories

Product Code/Description

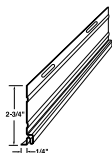
MVS250

Starter Strip Vinyl - 1/4"

Length: 12' 6"

40 Pcs./Ctn.

69 Lbs./Ctn.



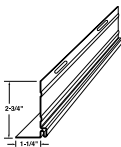
MVSR110

Starter Strip Vinyl - 1-1/4"

Length: 12' 6"

24 Pcs./Ctn.

51 Lbs./Ctn.



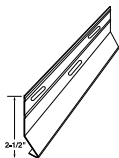
VSS10NS

**Starter Strip
Aluminum (Spring Style)**

Length: 10'

50 Pcs./Ctn.

33 Lbs./Ctn.



ASVSS25

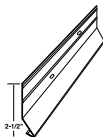
Steel Starter Strip (galvanized)

Length: 10'

25 Pcs./Ctn.

40 Lbs./Ctn.

(Not to be installed with aluminum siding)



ASVSS35

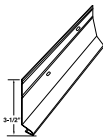
Steel Starter Strip (galvanized)

Length: 10'

25 Pcs./Ctn.

49 Lbs./Ctn.

(Not to be installed with aluminum siding)



Color Availability

White

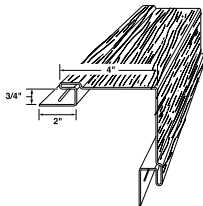
Universal Vinyl Siding Accessories

Product Code/Description

AWOP06

Universal Outside Corner Post Woodgrain 4" x 3/4" x 10'

Woodgrain Finish
Length: 10'
10 Pcs./Ctn.
50 Lbs./Ctn.



Color Availability

White

Light Colors

Almond
Cameo
Classic Cream
Colonial Yellow
Desert Sand
Linen
Sage
Sandtone
Silver Grey
Tuscan Olive
Victorian Grey
Wicker

Classic Colors

Corn Silk
Everest
Harbor Grey
Pebblestone Clay
Scottish Thistle

Deep Colors

Autumn Harvest
Deep Granite
English Wedgewood

Lakeshore Fern
Misty Shadow
Montana Suede
Portsmouth Blue
Quiet Willow
Rugged Canyon
Russet Red
Terra Cotta
Vineyard Grove

Cedar Colors

American Walnut
Cape Cod Grey
Glacier Blue
Natural Cedar
Timberstone
Woodland Green

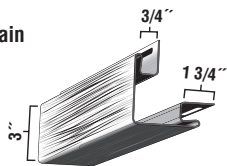
Solar Defense

Brandy Wood
Mahogany
Natural Slate
Newport Bay
Red Brick

WOCPC06

Universal Outside Corner Post Woodgrain 3" x 3/4" x 10'

Woodgrain Finish
Length: 10'
10 Pcs./Ctn.
37 Lbs./Ctn.



White

Light Colors

Almond
Cameo
Classic Cream
Colonial Yellow
Desert Sand
Linen
Sage
Sandtone
Silver Grey
Tuscan Olive
Victorian Grey
Wicker

Classic Colors

Corn Silk
Everest
Harbor Grey
Pebblestone Clay
Scottish Thistle

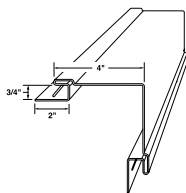
Notes:

Universal Vinyl Siding Accessories

Product Code/Description

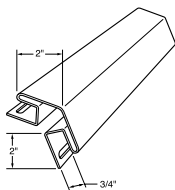
MTOP06
**Universal Outside
 Corner Post Matte**
4" x 3/4" x 10'

Matte Finish
 Length: 10'
 10 Pcs./Ctn.
 51 Lbs./Ctn.



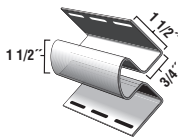
BAYOP06
Bay Corner - 3/4"

Length: 10'
 10 Pcs./Ctn.
 33.4 lbs./CFA.



MICP06
**Inside Corner Post
 - 3/4"**

Length: 10'
 10 Pcs./Ctn.
 24.43 Lbs./Ctn.



Color Availability

White

Light Colors

Almond
 Cameo
 Classic Cream
 Colonial Yellow
 Desert Sand
 Linen
 Sage
 Sandtone
 Silver Grey
 Tuscan Olive
 Victorian Grey
 Wicker

Classic Colors

Everest
 Harbor Grey
 Pebblestone Clay
 Scottish Thistle

White

Light Colors

Cameo
 Desert Sand
 Wicker

Classic Color

Pebblestone Clay

White

Light Colors

Almond
 Cameo
 Classic Cream
 Colonial Yellow
 Desert Sand
 Linen
 Sage
 Sandtone
 Silver Grey
 Tuscan Olive
 Victorian Grey
 Wicker

Classic Colors

Corn Silk
 Everest
 Harbor Grey
 Pebblestone Clay
 Scottish Thistle

Deep Colors

Autumn Harvest
 Deep Granite
 English Wedgewood

Lakeshore Fern
 Misty Shadow
 Montana Suede
 Portsmouth Blue
 Quiet Willow
 Rugged Canyon
 Russet Red
 Terra Cotta
 Vineyard Grove

Cedar Colors

American Walnut
 Cape Cod Grey
 Glacier Blue
 Natural Cedar
 Timberstone
 Woodland Green

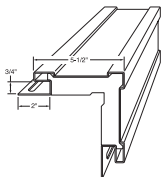
Solar Defense

Brandy Wood
 Mahogany
 Natural Slate
 Newport Bay
 Red Brick

Universal Vinyl Siding Accessories

Product Code/Description

TFOP55
**Traditional 5-1/2"
 Outside Corner Post
 with Foam Insert**



Length: 20'
 4 Pcs./Ctn.
 67 Lbs./Ctn.

Color Availability

White

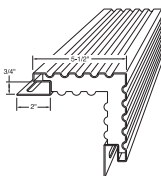
Light Colors

Cameo
 Desert Sand
 Wicker

Classic Color

Pebblestone Clay

FFOP55
**Fluted 5-1/2"
 Outside Corner
 Post with Foam Insert**

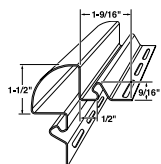


Length: 20'
 4 Pcs./Ctn.
 67 Lbs./Ctn.

White

LINQRS
Corner Starter & Insert

Length: 20'
 10 Pcs./Ctn.
 68 Lbs./Ctn.



White

Light Colors

Cameo
 Desert Sand
 Wicker

Classic Color

Pebblestone Clay

Notes:

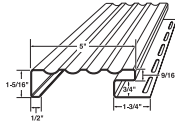
Universal Vinyl Siding Accessories

Product Code/Description

Color Availability

LIN5
5" Fluted Lineal

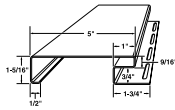
Length: 20'
 10 Pcs./Ctn.
 78 Lbs./Ctn.



White

LIN5
5" Lineal

Length: 20'
 10 Pcs./Ctn.
 78 Lbs./Ctn.



White

Light Colors

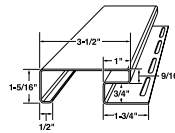
Cameo
 Desert Sand
 Wicker

Classic Color

Pebblestone Clay

LIN35
3-1/2" Lineal

Length: 20'
 10 Pcs./Ctn.
 65 Lbs./Ctn.



White

Light Colors

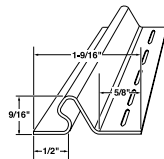
Cameo
 Desert Sand
 Wicker

Classic Color

Pebblestone Clay

WCNCSS
**New Construction
 Lineal Starter**

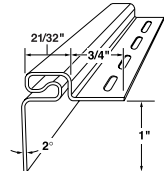
Length: 12' 6"
 40 Pcs./Ctn.
 40 Lbs./Ctn.



White

WCRSS
**Remodeling
 Lineal Starter**

Length: 12' 6"
 40 Pcs./Ctn.
 58 Lbs./Ctn.



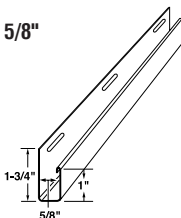
White

Universal Vinyl Siding Accessories

Product Code/Description

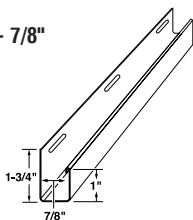
MVJ051
All Purpose J-Channel - 5/8"
1" Face

Length: 12' 6"
 40 Pcs./Ctn.
 45 Lbs./Ctn.



MVJ071
All Purpose J-Channel - 7/8"
1" Face

Length: 12' 6"
 40 Pcs./Ctn.
 48 Lbs./Ctn.



Color Availability

White

Light Colors

Almond
 Cameo
 Classic Cream
 Colonial Yellow
 Desert Sand
 Linen
 Sage
 Sandtone
 Silver Grey
 Tuscan Olive
 Victorian Grey
 Wicker

Classic Colors

Corn Silk
 Everest
 Harbor Grey
 Pebblestone Clay
 Scottish Thistle

Deep Colors

Autumn Harvest
 Deep Granite
 English Wedgewood
 Lakeshore Fern

Misty Shadow
 Montana Suede
 Portsmouth Blue
 Quiet Willow
 Rugged Canyon
 Russet Red
 Vineyard Grove

Dark Color

*Musket Brown

Cedar Colors

American Walnut
 Cape Cod Grey
 Glacier Blue
 Natural Cedar
 Timberstone
 Woodland Green

Solar Defense

Brandy Wood
 Mahogany
 Natural Slate
 Newport Bay
 Red Brick

White

Light Colors

Almond
 Cameo
 Classic Cream
 Colonial Yellow
 Desert Sand
 Linen
 Sage
 Sandtone
 Silver Grey
 Tuscan Olive
 Victorian Grey
 Wicker

Classic Colors

Corn Silk
 Everest
 Harbor Grey
 Pebblestone Clay
 Scottish Thistle

Deep Colors

Autumn Harvest
 Deep Granite
 English Wedgewood

Lakeshore Fern
 Misty Shadow
 Montana Suede
 Portsmouth Blue
 Quiet Willow
 Rugged Canyon
 Russet Red
 Terra Cotta
 Vineyard Grove

Cedar Colors

American Walnut
 Cape Cod Grey
 Glacier Blue
 Natural Cedar
 Timberstone
 Woodland Green

Solar Defense

Brandy Wood
 Mahogany
 Natural Slate
 Newport Bay
 Red Brick

*Musket Brown color is not warranted for sidewall use.

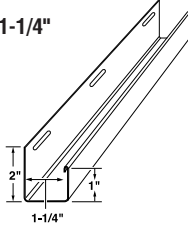
Universal Vinyl Siding Accessories

Product Code/Description

MVJ121

All Purpose J-Channel - 1-1/4" 1" Face

Length: 12' 6"
40 Pcs./Ctn.
53 Lbs./Ctn.



Color Availability

White

Light Colors

Almond
Cameo
Classic Cream
Desert Sand
Linen
Sage
Sandtone
Silver Grey
Victorian Grey
Wicker

Classic Colors

Corn Silk
Everest

Harbor Grey
Pebblestone Clay
Scottish Thistle

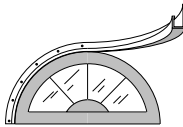
Deep Colors

Autumn Harvest
English Wedgewood
Deep Granite
Misty Shadow
Montana Suede
Quiet Willow
Rugged Canyon
Russet Red
Vineyard Grove

MVFJ0341

Flexible J-Channel - 1"

Length: 12' 6"
20 Pcs./Ctn.
66 Lbs./Ctn.
Throat width: 13/16"



White

Light Colors

Cameo
Desert Sand
Wicker

Classic Color

Pebblestone Clay

Notes:

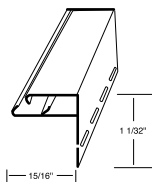
Universal Vinyl Siding Accessories

Product Code/Description

Color Availability

SCMNT126
Snap-In Crown Mount

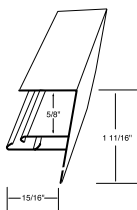
Length: 12' 6"
40 Pcs./Ctn.
46 Lbs./Ctn.



White

JSCMNT126
**Snap-In Crown Mount
with J-Channel**

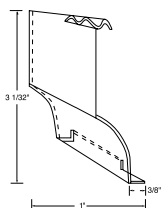
Length: 12' 6"
40 Pcs./Ctn.
58 Lbs./Ctn.



White

SCROWN126
Snap-In Crown 3" Crown

Length: 12' 6"
20 Pcs./Ctn.
55 Lbs./Ctn.



White

Light Colors

Carneo
Desert Sand
Wicker

Classic Color

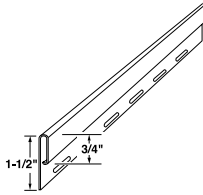
Pebblestone Clay

Notes:

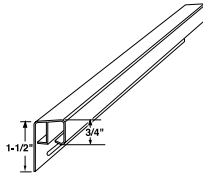
Universal Vinyl Siding Accessories

Product Code/Description

MFT
Finish Trim
Length: 12' 6"
40 Pcs./Ctn.
46 Lbs./Ctn.

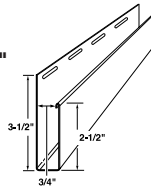


MVDFT
Double Finish Trim
Length: 12' 6"
20 Pcs./Ctn.
31 Lbs./Ctn.



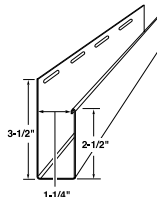
WCT06
**2-1/2" Wide
Window Casing Trim - 3/4"**

Length: 12' 6"
20 Pcs./Ctn.
55 Lbs./Ctn.



WCT12
**2-1/2" Wide Window
Casing Trim - 1-1/4"**

Length: 12' 6"
20 Pcs./Ctn.
66 Lbs./Ctn.



Color Availability

White

Light Colors

Almond
Cameo
Classic Cream
Colonial Yellow
Desert Sand
Linen
Sage
Sandtone
Silver Grey
Tuscan Olive
Victorian Grey
Wicker

Classic Colors

Corn Silk
Everest
Harbor Grey
Pebblestone Clay
Scottish Thistle

Deep Colors

Autumn Harvest
Deep Granite

English Wedgewood
Lakeshore Fern
Misty Shadow
Montana Suede
Portsmouth Blue
Quiet Willow
Rugged Canyon
Russet Red
Vineyard Grove

Cedar Colors

American Walnut
Cape Cod Grey
Glacier Blue
Natural Cedar
Timberstone
Woodland Green

Solar Defense

Brandy Wood
Mahogany
Natural Slate
Newport Bay
Red Brick

White

Light Colors

Almond
Cameo
Classic Cream
Colonial Yellow
Desert Sand
Linen
Sage
Sandtone
Silver Grey
Tuscan Olive
Victorian Grey
Wicker

Classic Colors

Everest
Harbor Grey
Pebblestone Clay
Scottish Thistle

Deep Colors

Lakeshore Fern
Portsmouth Blue

White

Light Colors

Cameo
Desert Sand
Wicker

Classic Color

Pebblestone Clay

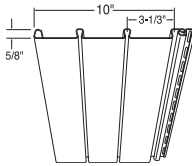
White

Ventura® Hidden Vent Soffit

Product Code/Description

HVS10V
**Ventura® Triple 3 1/3"
 Hidden Vent Soffit**

Nominal .044" Thick
 Finish: Matte
 9.19 Sq. In. N.F.A./Sq. Ft.
 Length: 12'
 20 Pcs./Ctn.
 2 Sqs./Ctn.
 122 Lbs./Ctn.



Color Availability

White

Light Colors

Almond
 Cameo
 Classic Cream
 Colonial Yellow
 Desert Sand
 Linen
 Sage
 Sandtone
 Silver Grey
 Tuscan Olive
 Victorian Grey
 Wicker

Classic Colors

Corn Silk
 Everest
 Harbor Grey
 Pebblestone Clay
 Scottish Thistle

Deep Colors

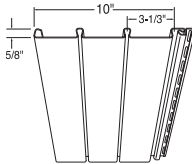
Autumn Harvest
 Deep Granite
 English Wedgewood
 Lakeshore Fern
 Misty Shadow
 Montana Suede
 Portsmouth Blue
 Quiet Willow
 Rugged Canyon
 Russet Red
 Vineyard Grove

Dark Color

Musket Brown

HVS10N
**Ventura® Triple 3-1/3"
 Non-Ventilated
 Soffit/Wainscot**

Nominal .044" Thick
 Finish: Matte
 Length: 12'
 20 Pcs./Ctn.
 2 Sqs./Ctn.
 121 Lbs./Ctn.



White

Light Colors

Almond
 Cameo
 Classic Cream
 Colonial Yellow
 Desert Sand
 Linen
 Sage
 Sandtone
 Silver Grey
 Tuscan Olive
 Victorian Grey
 Wicker

Classic Colors

Corn Silk
 Everest
 Harbor Grey
 Pebblestone Clay
 Scottish Thistle

Deep Colors

Autumn Harvest
 Deep Granite
 English Wedgewood
 Lakeshore Fern
 Misty Shadow
 Montana Suede
 Portsmouth Blue
 Quiet Willow
 Rugged Canyon
 Russet Red
 Vineyard Grove

Dark Color

Musket Brown

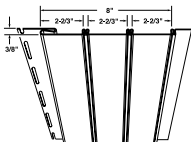
(Musket Brown color not warranted for sidewall use.)

Notes:

Pro-Bead® Vinyl Soffit/ Wainscot & Accessories

Product Code/Description

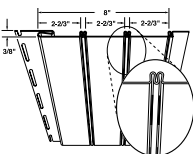
PBS80N
**Pro-Bead® 8"
 Non-Ventilated
 Soffit/Wainscot**
 Nominal .040" Thick
 Finish: Matte
 Length: 12' 6"
 24 Pcs./Ctn.
 2 Sqs./Ctn.
 116 Lbs./Ctn.



Color Availability

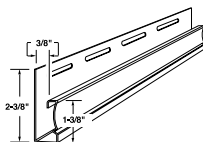
White
Light Colors
 Cameo
 Classic Cream
 Desert Sand
 Sandtone
 Victorian Grey
 Wicker
Classic Color
 Pebblestone Clay

PBS80V
**Pro-Bead® 8"
 Ventilated Soffit**
 Nominal .040" Thick
 Finish: Matte
 1.54 Sq. In. N.F.A./Sq. Ft.
 Length: 12' 6"
 24 Pcs./Ctn.
 2 Sqs./Ctn.
 116 Lbs./Ctn.



White
Light Colors
 Cameo
 Classic Cream
 Desert Sand
 Sandtone
 Victorian Grey
 Wicker
Classic Color
 Pebblestone Clay

PBSJ03
**Pro-Bead®
 J-Channel - 3/8"**
 Length: 12' 6"
 24 Pcs./Ctn.
 300 Ft./Ctn.
 39 Lbs./Ctn.



White
Light Colors
 Cameo
 Classic Cream
 Desert Sand
 Sandtone
 Victorian Grey
 Wicker
Classic Color
 Pebblestone Clay

Notes:

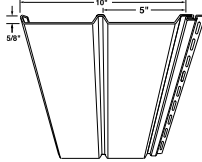
Pro-Select® Vinyl Soffit

Product Code/Description

PSS10N
**Pro-Select®
 Double 5" Premium
 Non-Ventilated Panel**

Nominal .046" Thick
 Finish: Brushed
 Length: 12'
 20 Pcs./Ctn.
 2 Sqs./Ctn.
 107 Lbs./Ctn.

(Montana Suede and Musket Brown colors not warranted for sidewall use.)



Color Availability

White

Light Colors

Almond
 Cameo
 Classic Cream
 Desert Sand
 Linen
 Sage
 Sandtone
 Silver Grey
 Tuscan Olive
 Victorian Grey
 Wicker

Classic Colors

Everest
 Harbor Grey
 Pebblestone Clay
 Scottish Thistle

Dark Color

*Musket Brown

Deep Color

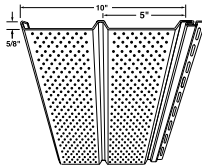
*Montana Suede

Cedar Colors

American Walnut
 Cape Cod Grey
 Glacier Blue
 Natural Cedar
 Timberstone
 Woodland Green

PSS10V
**Pro-Select®
 Double 5" Premium
 Ventilated Panel**

Nominal .046" Thick
 Finish: Brushed
 7.53 Sq. In. N.F.A./Sq. Ft.
 Length: 12'
 20 Pcs./Ctn.
 2 Sqs./Ctn.
 104 Lbs./Ctn.



White

Light Colors

Almond
 Cameo
 Classic Cream
 Desert Sand
 Linen
 Sage
 Sandtone
 Silver Grey
 Tuscan Olive
 Victorian Grey
 Wicker

Classic Colors

Everest
 Harbor Grey
 Pebblestone Clay
 Scottish Thistle

Dark Color

Musket Brown

Deep Color

Montana Suede

Cedar Colors

American Walnut
 Cape Cod Grey
 Glacier Blue
 Natural Cedar
 Timberstone
 Woodland Green

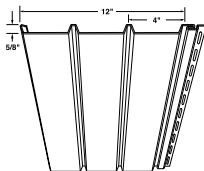
Notes:

Pro-Tech® Plus Vinyl Soffit

Product Code/Description

PTS12N
**Pro-Tech® Plus
 Triple 4"
 Non-Ventilated Panel**

Nominal .040" Thick
 Finish: Matte
 Length: 12'
 16 Pcs./Ctn.
 1.92 Sqs./Ctn.
 90 Lbs./Ctn.



(Musket Brown color not warranted for sidewall use.)

Color Availability

White

Light Colors

Almond
 Cameo
 Classic Cream
 Desert Sand
 Linen
 Sage
 Sandtone
 Silver Grey
 Tuscan Olive
 Victorian Grey
 Wicker

Classic Colors

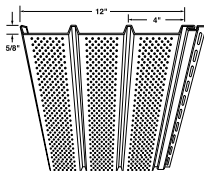
Everest
 Harbor Grey
 Pebblestone Clay
 Scottish Thistle

Dark Color

*Musket Brown

PTS12V
**Pro-Tech® Plus
 Triple 4"
 Ventilated Panel**

Nominal .040" Thick
 Finish: Matte
 5.87 Sq. In. N.F.A./Sq. Ft.
 Length: 12'
 16 Pcs./Ctn.
 1.92 Sqs./Ctn.
 88 Lbs./Ctn.



White

Light Colors

Almond
 Cameo
 Classic Cream
 Desert Sand
 Linen
 Sage
 Sandtone
 Silver Grey
 Tuscan Olive
 Victorian Grey
 Wicker

Classic Colors

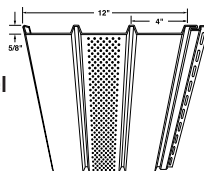
Everest
 Harbor Grey
 Pebblestone Clay
 Scottish Thistle

Dark Color

Musket Brown

PTS12CV
**Pro-Tech® Plus
 Triple 4"
 Center Ventilated Panel**

Nominal .040" Thick
 Finish: Matte
 1.96 Sq. In. N.F.A./Sq. Ft.
 Length: 12'
 16 Pcs./Ctn.
 1.92 Sqs./Ctn.
 89 Lbs./Ctn.



White

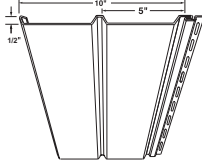
Notes:

Pro-Tech® Plus Vinyl Soffit

Product Code/Description

PTS10N
**Pro-Tech® Plus
 Double 5"
 Non-Ventilated Panel**

Nominal .042" Thick
 Finish: Matte
 Length: 12'
 20 Pcs./Ctn.
 2 Sqs./Ctn.
 94 Lbs./Ctn.



(Pro-Tech D5 not warranted for sidewall use.)

Color Availability

White

Light Colors

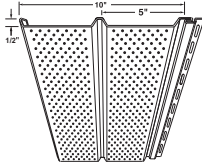
Almond
 Cameo
 Classic Cream
 Desert Sand
 Linen
 Sage
 Sandtone
 Silver Grey
 Tuscan Olive
 Victorian Grey
 Wicker

Classic Colors

Everest
 Harbor Grey
 Pebblestone Clay
 Scottish Thistle

PTS10V
**Pro-Tech® Plus
 Double 5"
 Ventilated Panel**

Nominal .042" Thick
 Finish: Matte
 7.53 Sq. In. N.F.A./Sq. Ft.
 Length: 12'
 20 Pcs./Ctn.
 2 Sqs./Ctn.
 91 Lbs./Ctn.



White

Light Colors

Almond
 Cameo
 Classic Cream
 Desert Sand
 Linen
 Sage
 Sandtone
 Silver Grey
 Tuscan Olive
 Victorian Grey
 Wicker

Classic Colors

Everest
 Harbor Grey
 Pebblestone Clay
 Scottish Thistle

Notes:

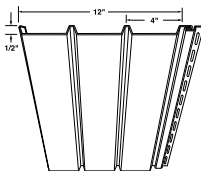
Universal Vinyl Soffit

Product Code/Description

UVS12N

Universal Triple 4" Non-Ventilated Panel

Nominal .036" Thick
Finish: Matte
Length: 12'
16 Pcs./Ctn.
1.92 Sqs./Ctn.
80 Lbs./Ctn.



Color Availability

White

Light Colors

Almond
Cameo
Desert Sand
Sandtone
Wicker

Classic Color

Pebblestone Clay

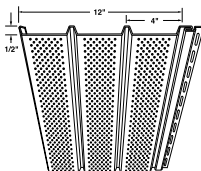
Dark Color

Musket Brown

UVS12P

Universal Triple 4" Ventilated Panel

Nominal .036" Thick
Finish: Matte
5.87 Sq. In. N.F.A./Sq. Ft.
Length: 12'
16 Pcs./Ctn.
1.92 Sqs./Ctn.
75 Lbs./Ctn.



White

Light Colors

Almond
Cameo
Desert Sand
Sandtone
Wicker

Classic Color

Pebblestone Clay

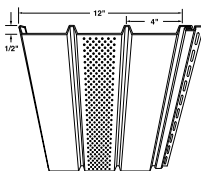
Dark Color

Musket Brown

UVS12CP

Universal Triple 4" Center Ventilated Panel

Nominal .036" Thick
Finish: Matte
1.96 Sq. In. N.F.A./Sq. Ft.
Length: 12'
16 Pcs./Ctn.
1.92 Sqs./Ctn.
78 Lbs./Ctn.



White

(Universal T4 not warranted for sidewall use.)

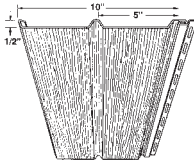
Universal Vinyl Soffit

Product Code/Description

TRMS10N

**Universal
Double 5"
Non-Ventilated Panel**

Nominal .040" Thick
Finish: Woodgrain
Length: 12'
20 Pcs./Ctn.
2 Sqs./Ctn.
90 Lbs./Ctn.



Color Availability

White

Light Colors

Almond
Cameo
Desert Sand
Sandtone
Wicker

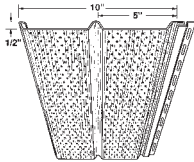
Classic Color

Pebblestone Clay

TRMS10V

**Universal
Double 5"
Ventilated Panel**

Nominal .040" Thick
Finish: Woodgrain
7.53 Sq. In. N.F.A./Sq. Ft.
Length: 12'
20 Pcs./Ctn.
2 Sqs./Ctn.
87 Lbs./Ctn.



White

Light Colors

Almond
Cameo
Desert Sand
Sandtone
Wicker

Classic Color

Pebblestone Clay

(Universal D5 Soffit not warranted for sidewall use.)

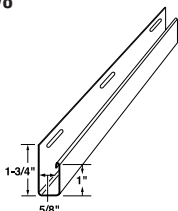
Vinyl Soffit Accessories

Product Code/Description

MVJ051

All Purpose J-Channel - 5/8" 1" Face

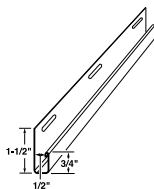
Length: 12' 6"
40 Pcs./Ctn.
45 Lbs./Ctn.



MVJ04

Soffit J-Channel - 1/2"

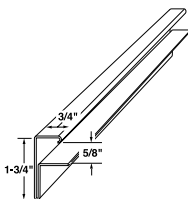
Length: 12' 6"
40 Pcs./Ctn.
41 Lbs./Ctn.



VFR05

5/8" "F" Channel

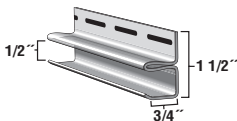
Length: 12' 6"
24 Pcs./Ctn.
40 Lbs./Ctn.



MFCH04

1/2" "F" Channel

Length: 12' 6"
40 Pcs./Ctn.
46 Lbs./Ctn.



Color Availability

White

Light Colors

Almond
Cameo
Classic Cream
Colonial Yellow
Desert Sand
Linen
Sage
Sandtone
Silver Grey
Tuscan Olive
Victorian Grey
Wicker

Classic Colors

Corn Silk
Everest
Harbor Grey
Pebblestone Clay
Scottish Thistle

Deep Colors

Autumn Harvest
Deep Granite
English Wedgewood

Lakeshore Fern
Misty Shadow
Montana Suede
Portsmouth Blue
Quiet Willow
Rugged Canyon
Russet Red
Vineyard Grove

Dark Color

Musket Brown

Cedar Colors

American Walnut
Cape Cod Grey
Glacier Blue
Natural Cedar
Timberstone
Woodland Green

Solar Defense

Brandy Wood
Mahogany
Natural Slate
Newport Bay
Red Brick

White

Light Colors

Almond
Cameo
Desert Sand
Sandtone
Wicker

Classic Color

Pebblestone Clay

Dark Color

Musket Brown

White

Light Colors

Almond
Cameo
Desert Sand
Sage
Sandtone
Wicker

Classic Color

Pebblestone Clay

Dark Color

Musket Brown

White

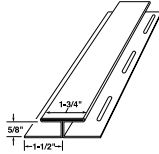
Vinyl Soffit Accessories

Product Code/Description

Color Availability

MVTC05
"T" Channel - 5/8"

Length: 12' 6"
 12 Pcs./Ctn.
 33 Lbs./Ctn.



White

Light Colors

Almond
 Cameo
 Desert Sand
 Sandtone
 Wicker

Classic Color

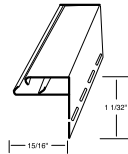
Pebblestone Clay

Dark Color

Musket Brown

SCMNT126
Snap-In Crown Mount

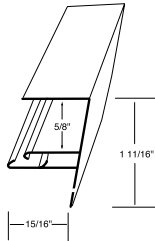
Length: 12' 6"
 40 Pcs./Ctn.
 46 Lbs./Ctn.



White

JSCMNT126
Snap-In Crown Mount with J-Channel

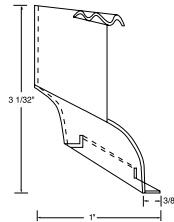
Length: 12' 6"
 40 Pcs./Ctn.
 58 Lbs./Ctn.



White

SCROWN126
Snap-In 3" Crown

Length: 12' 6"
 20 Pcs./Ctn.
 55 Lbs./Ctn.



White

Light Colors

Cameo
 Desert Sand
 Wicker

Classic Color

Pebblestone Clay

Notes:

Notes:



› Mastic Color Advisor™ iPad® App

When their design
decisions are easy,
your job gets easier.



To learn more visit mastic.com/getstarted

Apple and the Apple logo are trademarks of Apple Inc., registered in the U.S. and other countries. App Store is a service mark of Apple Inc.



Ply Gem®

MASTIC®

SIDING & ACCESSORIES

> Upgrade homeowner dreams

Mastic gives you design tools that inspire homeowners to dream big. And the comprehensive range of products to bring those dreams to life. Exceed expectations and upgrade your bottom line. Call 1-800-962-6973 or visit mastic.com to learn more.

Shutters Standard 12" Raised Panel

Product Code/Description

Standard Raised Panel Shutters

12" Wide (Nominal)
High Density Copolymer
Baked-on Acrylic Finish
1 Pair/Ctn.

VINRP1227

Length 27" • 6 Lbs./Ctn.

VINRP1231

Length 31" • 7 Lbs./Ctn.

VINRP1235

Length 35" • 8 Lbs./Ctn.

VINRP1239

Length 39" • 8 Lbs./Ctn.

VINRP1243

Length 43" • 9 Lbs./Ctn.

VINRP1247

Length 47" • 10 Lbs./Ctn.

VINRP1251

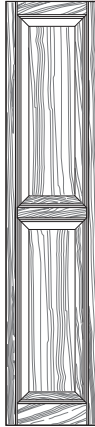
Length 51" • 11 Lbs./Ctn.

VINRP1255

Length 55" • 12 Lbs./Ctn.

VINRP1259

Length 59" • 12 Lbs./Ctn.



Regular Style

VINRP1263

Length 63" • 13 Lbs./Ctn.

VINRP1267

Length 67" • 13 Lbs./Ctn.

VINRP1271

Length 71" • 15 Lbs./Ctn.

Color Availability

11	White
33	Black
99	Blackwatch Green
41	Blue
59	Brown
BLU	Coastal Blue
IJ	Dark Berry
95	Dark Navy
56	Dark Spruce
55	Green
16	Grey
52	Pebblestone Clay
PE	Peppercorn
38	Red
CRM	Sand Dollar
93	Spanish Moss
SL	Terra Brown
SK	Vineyard Red
58	Winestone

Notes:

All shutter dimensions are nominal.

All louvered and raised panel shutter cartons include

3" painted steel mounting screws and shutter plugs.

Shutter touch-up paint available. See page 60.

Notes:

Shutters Standard 12" Louvered

Product Code/Description

Standard Open Louvered Shutters

12" Wide (Nominal)
High Density Copolymer
Baked-on Acrylic Finish
1 Pair/Ctn.

VINLV1255

Length 55" • 12 Lbs./Ctn.

VINLV1259

Length 59" • 12 Lbs./Ctn.



Regular Style

Color Availability

- 11 White
- 33 Black
- 99 Blackwatch Green
- 41 Blue
- 59 Brown
- BLU Coastal Blue
- IJ Dark Berry
- 95 Dark Navy
- 56 Dark Spruce
- 55 Green
- 16 Grey
- 52 Pebblestone Clay
- PE Peppercorn
- 38 Red
- CRM Sand Dollar
- 93 Spanish Moss
- SL Terra Brown
- SK Vineyard Red
- 58 Winestone

Notes:

All shutter dimensions are nominal.

All louvered and raised panel shutter cartons include

3" painted steel mounting screws and shutter plugs.

Shutter touch-up paint available. See page 60.

Notes:

Shutters Standard 11" - 12"


Board + Batten

Product Code/Description

Board & Batten Standard 3-Board Shutters

11"-12" Wide (Nominal), High Density Copolymer, Baked-on Acrylic Finish, 1 Pair/Ctn.

CLOSED	OPEN
VIN3C1131 11"x31" • 4.5 Lbs./Ctn.	VIN301231 12"x31" • 4.5 Lbs./Ctn.
VIN3C1135 11"x35" • 5 Lbs./Ctn.	VIN301235 12"x35" • 5 Lbs./Ctn.
VIN3C1139 11"x39" • 5 Lbs./Ctn.	VIN301239 12"x39" • 5 Lbs./Ctn.
VIN3C1143 11"x43" • 5.5 Lbs./Ctn.	VIN301243 12"x43" • 6 Lbs./Ctn.
VIN3C1147 11"x47" • 6 Lbs./Ctn.	VIN301247 12"x47" • 6 Lbs./Ctn.
VIN3C1151 11"x51" • 6 Lbs./Ctn.	VIN301251 12"x51" • 6.5 Lbs./Ctn.
VIN3C1155 11"x55" • 7 Lbs./Ctn.	VIN301255 12"x55" • 7.5 Lbs./Ctn.
VIN3C1159 11"x59" • 7.5 Lbs./Ctn.	VIN301259 12"x59" • 8 Lbs./Ctn.
VIN3C1163 11"x63" • 8 Lbs./Ctn.	VIN301263 12"x63" • 8 Lbs./Ctn.
VIN3C1167 11"x67" • 8.5 Lbs./Ctn.	VIN301267 12"x67" • 8.5 Lbs./Ctn.
VIN3C1171 11"x71" • 9 Lbs./Ctn.	VIN301271 12"x71" • 9 Lbs./Ctn.
VIN3C1175 11"x75" • 9 Lbs./Ctn.	VIN301275 12"x75" • 9.5 Lbs./Ctn.
VIN3C1181 11"x81" • 10 Lbs./Ctn.	VIN301281 12"x81" • 10 Lbs./Ctn.



Closed Style

Open Style

Color Availability

- 11 White
- 33 Black
- 99 Blackwatch Green
- 41 Blue
- 59 Brown
- BLU Coastal Blue
- IJ Dark Berry
- 95 Dark Navy
- 56 Dark Spruce
- 55 Green
- 16 Grey
- 52 Pebblestone Clay
- PE Peppercorn
- 38 Red
- CRM Sand Dollar
- 93 Spanish Moss
- SL Terra Brown
- SK Vineyard Red
- 58 Winestone

Notes:

All shutter dimensions are nominal.

Board + Batten shutter cartons include steel mounting screws.

Shutter touch-up paint available. See page 60.

Lengths 51" and smaller have 2 horizontal boards.

Lengths 55" and longer have 3 horizontal boards.

Shutters Standard 15" Raised Panel

Product Code/Description

Standard Raised Panel Shutters

15" Wide (Nominal)
High Density Copolymer
Baked-on Acrylic Finish
1 Pair/Ctn.

VINRP1531

Length 31" • 6 Lbs./Ctn.

VINRP1535

Length 35" • 7 Lbs./Ctn.

VINRP1539

Length 39" • 8 Lbs./Ctn.

VINRP1543

Length 43" • 9 Lbs./Ctn.

VINRP1547

Length 47" • 9 Lbs./Ctn.

VINRP1551

Length 51" • 10 Lbs./Ctn.

VINRP1555

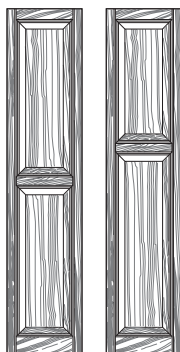
Length 55" • 10 Lbs./Ctn.

VINRP1559

Length 59" • 11 Lbs./Ctn.

VINRP1563

Length 63" • 12 Lbs./Ctn.



Regular Style Cottage Style

VINRP1567

Length 67" • 13 Lbs./Ctn.

VINRP1567C

Length 67" • 13 Lbs./Ctn.

VINRP1571

Length 71" • 13 Lbs./Ctn.

VINRP1575

Length 75" • 14 Lbs./Ctn.

VINRP1581

Length 81" • 15 Lbs./Ctn.

Color Availability

- 11 White
- 33 Black
- 99 Blackwatch Green
- 41 Blue
- 59 Brown
- BLU Coastal Blue
- IJ Dark Berry
- 95 Dark Navy
- 56 Dark Spruce
- 55 Green
- 16 Grey
- 52 Pebblestone Clay
- PE Peppercorn
- 38 Red
- CRM Sand Dollar
- 93 Spanish Moss
- SL Terra Brown
- SK Vineyard Red
- 58 Winestone

DESIGNER ACCENTS™

ARCH15RP

15" Raised Panel Arch Top

1 Pair/Ctn.
3 Lbs./Ctn.

**For standard shutters only*

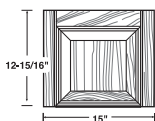


TRANRP15

15" Raised Panel Transom Top

1 Pair/Ctn.
3 Lbs./Ctn.

**For standard shutters only*



- 11 White
- 33 Black
- 99 Blackwatch Green
- 41 Blue
- 59 Brown
- BLU Coastal Blue
- IJ Dark Berry
- 95 Dark Navy
- 56 Dark Spruce
- 55 Green
- 16 Grey
- 52 Pebblestone Clay
- PE Peppercorn
- 38 Red
- CRM Sand Dollar
- 93 Spanish Moss
- SL Terra Brown
- SK Vineyard Red
- 58 Winestone

Notes:

All shutter dimensions are nominal.

All louvered and raised panel shutter cartons include 3" painted steel mounting screws and shutter plugs.

Shutter touch-up paint available. See page 60.

Shutters Standard 15" Louvered

Product Code/Description

Standard Open Louvered Shutters

15" Wide (Nominal)
High Density Copolymer
Baked-on Acrylic Finish
1 Pair/Ctn.

VINLV1525

Length 25" • 5 Lbs./Ctn.

VINLV1531

Length 31" • 6 Lbs./Ctn.

VINLV1535

Length 35" • 7 Lbs./Ctn.

VINLV1539

Length 39" • 7 Lbs./Ctn.

VINLV1543

Length 43" • 8 Lbs./Ctn.

VINLV1547

Length 47" • 8 Lbs./Ctn.

VINLV1551

Length 51" • 9 Lbs./Ctn.

VINLV1555


Length 55" • 11 Lbs./Ctn.

VINLV1559

Length 59" • 11 Lbs./Ctn.

VINLV1563

Length 63" • 11 Lbs./Ctn.



Regular Style Cottage Style

VINLV1567

Length 67" • 12 Lbs./Ctn.

VINLV1567C

Length 67" • 12 Lbs./Ctn.

VINLV1571

Length 71" • 12 Lbs./Ctn.

VINLV1575

Length 75" • 14 Lbs./Ctn.

VINLV1581

Length 81" • 14 Lbs./Ctn.

Color Availability

11	White
33	Black
99	Blackwatch Green
41	Blue
59	Brown
BLU	Coastal Blue
IJ	Dark Berry
95	Dark Navy
56	Dark Spruce
55	Green
16	Grey
52	Pebblestone Clay
PE	Peppercorn
38	Red
CRM	Sand Dollar
93	Spanish Moss
SL	Terra Brown
SK	Vineyard Red
58	Winstone

Notes:

All shutter dimensions are nominal.

All louvered and raised panel shutter cartons include 3" painted steel mounting screws and shutter plugs.

Shutter touch-up paint available. See page 60.

Notes:

Shutters Standard 15" - 16"

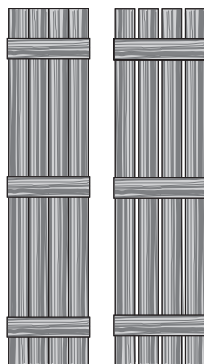
Board + Batten

Product Code/Description

Board & Batten Standard 4-Board Shutters

15"-16" Wide (Nominal), High Density Copolymer, Baked-on Acrylic Finish, 1 Pair/Ctn.

CLOSED	OPEN
VIN4C1531 15"x31" • 6 Lbs./Ctn.	VIN401631 16"x31" • 6 Lbs./Ctn.
VIN4C1535 15"x35" • 6.5 Lbs./Ctn.	VIN401635 16"x35" • 6.5 Lbs./Ctn.
VIN4C1539 15"x39" • 7 Lbs./Ctn.	VIN401639 16"x39" • 7 Lbs./Ctn.
VIN4C1543 15"x43" • 7.5 Lbs./Ctn.	VIN401643 16"x43" • 7.5 Lbs./Ctn.
VIN4C1547 15"x47" • 8 Lbs./Ctn.	VIN401647 16"x47" • 8 Lbs./Ctn.
VIN4C1551 15"x51" • 8.5 Lbs./Ctn.	VIN401651 16"x51" • 8.5 Lbs./Ctn.
VIN4C1555 15"x55" • 10 Lbs./Ctn.	VIN401655 16"x55" • 10 Lbs./Ctn.
VIN4C1559 15"x59" • 10 Lbs./Ctn.	VIN401659 16"x59" • 10.5 Lbs./Ctn.
VIN4C1563 15"x63" • 10.5 Lbs./Ctn.	VIN401663 16"x63" • 11 Lbs./Ctn.
VIN4C1567 15"x67" • 11 Lbs./Ctn.	VIN401667 16"x67" • 11.5 Lbs./Ctn.
VIN4C1571 15"x71" • 11.5 Lbs./Ctn.	VIN401671 16"x71" • 12 Lbs./Ctn.
VIN4C1575 15"x75" • 12 Lbs./Ctn.	VIN401675 16"x75" • 12.5 Lbs./Ctn.
VIN4C1581 15"x81" • 13 Lbs./Ctn.	VIN401681 16"x81" • 13 Lbs./Ctn.



Closed Style Open Style

Color Availability

- 11 White
- 33 Black
- 99 Blackwatch Green
- 41 Blue
- 59 Brown
- BLU Coastal Blue
- IJ Dark Berry
- 95 Dark Navy
- 56 Dark Spruce
- 55 Green
- 16 Grey
- 52 Pebblestone Clay
- PE Peppercorn
- 38 Red
- CRM Sand Dollar
- 93 Spanish Moss
- SL Terra Brown
- SK Vineyard Red
- 58 Winestone

Notes:

All shutter dimensions are nominal.

Board + Batten shutter cartons include steel mounting screws.

Shutter touch-up paint available. See page 60.

Lengths 51" and shorter have 2 horizontal boards.

Lengths 55" and longer have 3 horizontal boards.

Shutters Arched Top 14"

Board + Batten

Product Code/Description

Arch Top Board + Batten Shutter

14" Wide (Nominal), High Density Copolymer,
Baked-on Acrylic Finish, 1 Pair/Ctn.

BARCH41

Length 41" • 7 Lbs./Ctn.

BARCH43

Length 43" • 7.5 Lbs./Ctn.

BARCH57

Length 57" • 9.5 Lbs./Ctn.

BARCH61

Length 61" • 10 Lbs./Ctn.

BARCH65

Length 65" • 10.5 Lbs./Ctn.

BARCH71

Length 71" • 11.5 Lbs./Ctn.

BARCH73

Length 73" • 12 Lbs./Ctn.

BARCH77

Length 77" • 12.5 Lbs./Ctn.

BARCH85

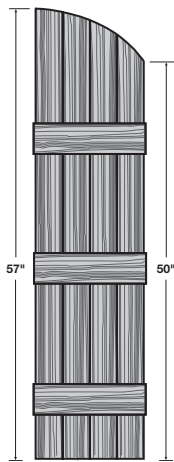
Length 85" • 13 Lbs./Ctn.

Notes:

All shutter dimensions are nominal.

Board + Batten shutter cartons include steel mounting screws.

Shutter touch-up paint available. See page 60.



Color Availability

11	White
33	Black
99	Blackwatch Green
41	Blue
59	Brown
BLU	Coastal Blue
IJ	Dark Berry
95	Dark Navy
56	Dark Spruce
55	Green
16	Grey
52	Pebblestone Clay
PE	Peppercorn
38	Red
CRM	Sand Dollar
93	Spanish Moss
SL	Terra Brown
SK	Vineyard Red
58	Winstone

Notes:

Shutters Custom

Product Code/Description

Custom Open Louvered Panel Shutters

9", 12" or 15" Wide (Nominal)
High Density Copolymer
Baked-on Acrylic Finish
1 Pair/Ctn.

Product Code

Example: CLV1530

CLV1530 = CLV + width + length

Custom Louvered Panel = CLV

Width = 15

Length = 30



Regular Style

Notes:

All shutter dimensions are nominal.

All louvered and raised panel shutter cartons include

3" painted steel mounting screws and shutter plugs.

Shutter touch-up paint available. See page 60.

Color Availability

11	White
33	Black
99	Blackwatch Green
41	Blue
59	Brown
BLU	Coastal Blue
IJ	Dark Berry
95	Dark Navy
56	Dark Spruce
55	Green
16	Grey
52	Pebblestone Clay
PE	Peppercorn
38	Red
CRM	Sand Dollar
93	Spanish Moss
SL	Terra Brown
SK	Vineyard Red
58	Winestone

Length

18	58
19	59
20	60
21	61
22	62
23	63
24	64
25	65
26	66
27	67
28	68
29	69
30	70
31	71
32	72
33	73
34	74
35	75
36	76
37	77
38	78
39	79
40	80
41	81
42	82
43	83
44	84
45	85
46	86
47	87
48	88
49	89
50	90
51	91
52	92
53	93
54	94
55	95
56	96
57	

Custom Raised Panel Shutters

12" or 15" Wide (Nominal)
High Density Copolymer
Baked-on Acrylic Finish
1 Pair/Ctn.

Product Code

Example: CRP1530

CRP1530 = CRP + width + length

Custom Raised Panel = CRP

Width = 15

Length = 30

Lengths available: 18"-96"



Regular Style

Notes:

All shutter dimensions are nominal.

All louvered and raised panel shutter cartons include

3" painted steel mounting screws and shutter plugs.

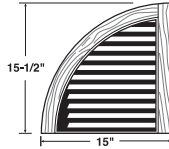
Shutter touch-up paint available. See page 60.

11	White
33	Black
99	Blackwatch Green
41	Blue
59	Brown
BLU	Coastal Blue
IJ	Dark Berry
95	Dark Navy
56	Dark Spruce
55	Green
16	Grey
52	Pebblestone Clay
PE	Peppercorn
38	Red
CRM	Sand Dollar
93	Spanish Moss
SL	Terra Brown
SK	Vineyard Red
58	Winestone

Shutters Accessories

Product Code/Description

ARCH15LV
**15" Open Louvered
 Arch Top**
 1 Pair/Ctn.
 3 Lbs./Ctn.



**For standard shutters only*

Color Availability

11 White
 33 Black
 99 Blackwatch Green
 41 Blue
 59 Brown
 BLU Coastal Blue
 LJ Dark Berry
 95 Dark Navy
 56 Dark Spruce
 55 Green
 16 Grey
 52 Pebblestone Clay
 PE Peppercorn
 38 Red
 CRM Sand Dollar
 93 Spanish Moss
 SL Terra Brown
 SK Vineyard Red
 58 Winestone

SHUTPAINT
**Touch-Up Paint for Shutters
 (Bottled with brush)**

1 oz./Plastic Bottle
 1 /Ctn.



11 White
 33 Black
 99 Blackwatch Green
 41 Blue
 59 Brown
 BLU Coastal Blue
 LJ Dark Berry
 95 Dark Navy
 56 Dark Spruce
 55 Green
 16 Grey
 52 Pebblestone Clay
 PE Peppercorn
 38 Red
 CRM Sand Dollar
 93 Spanish Moss
 SL Terra Brown
 SK Vineyard Red
 58 Winestone

Notes:

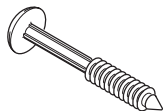
Shutters Accessories

Product Code/Description

SHUTRPLUG Fastener

1/4" x 2-5/8"
12 Pcs./Pkg.

*Shutter touch-up paint available
in standard colors.*



Color Availability

11 White
33 Black
99 Blackwatch Green
41 Blue
59 Brown
BLU Coastal Blue
IJ Dark Berry
95 Dark Navy
56 Dark Spruce
55 Green
16 Grey
52 Pebblestone Clay
PE Peppercorn
38 Red
CRM Sand Dollar
93 Spanish Moss
SL Terra Brown
SK Vineyard Red
58 Winestone

VINITT Painted Steel Replacement Screws

3/16" x 3"
4 Pcs./Pkg.

*Shutter touch-up paint available
in standard colors.*



11 White
33 Black
99 Blackwatch Green
41 Blue
59 Brown
BLU Coastal Blue
IJ Dark Berry
95 Dark Navy
56 Dark Spruce
55 Green
16 Grey
52 Pebblestone Clay
PE Peppercorn
38 Red
CRM Sand Dollar
93 Spanish Moss
SL Terra Brown
SK Vineyard Red
58 Winestone

SHTCLP12 Shutter Clips & Anchors

12 pc = 1 ea
50 ea = 1 ct

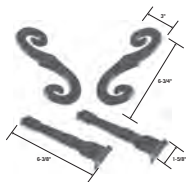
**For standard shutters only*



Mill Finish

SHOOK Hooks and Hinges

Includes (4) Hinges,
(2) S-Hooks (right and left)
and (10) Screws



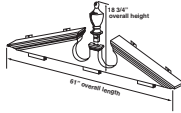
33 Black

Door Surround Systems

Product Code/Description

PEDIMENTST Pediment Set

Pediment Height: 12-3/4"
 Overall Height: 18-1/2"
 1 Pc./Ctn.
 8 Lbs./Ctn.

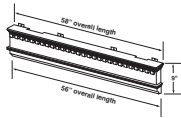


Color Availability

11 White (paintable)

MANTEL Door Surround Mantel

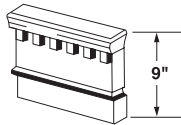
Length: 58"
 1 Pc./Ctn.
 7.41 Lbs./Ctn.



11 White (paintable)

MANTELOVLY Door Mantel Overlay

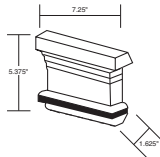
Length: 10-1/2"
 6 Pcs./Ctn.
 6.24 Lbs./Ctn.



11 White (paintable)

TOPCAP Pilaster Cap

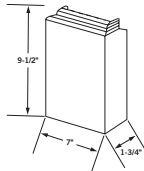
1 Pc./Ctn.
 .23 Lb./Ctn.



11 White (paintable)

BASECAP Pilaster Base

1 Pc./Ctn.
 .56 Lb./Ctn.



11 White (paintable)

Notes:

Door Surround Systems

Product Code/Description

PILASTER96

96" Pilaster Set


- 2 Pilasters
- 6 Mounting Clips
- 2 Pilaster Caps
- 2 Pilaster Bases

Width: 7-1/2"

Height: 96"

1 Pair/Ctn.

15.49 Lbs./Ctn.



Color Availability

11 White (paintable)

DESIGNER ACCENTS™

PILASTER144

144" Pilaster Set


- 2 Pilasters
- 6 Mounting Clips
- 2 Pilaster Caps
- 2 Pilaster Bases

Width: 7-1/2"

Height: 144"

1 Pair/Ctn.

19.71 Lbs./Ctn.



11 White (paintable)

Notes:

Mantel Systems

Product Code/Description

Color Availability

MANTEL120

120" Mantel System

04 White (paintable)

Mantel

Face Height: 7-3/8"

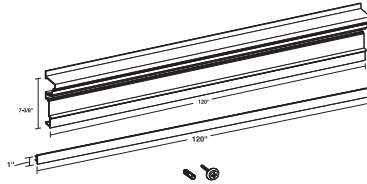
Length: 120"

Plain Cover Strip

Height: 1"

Length: 120"

Thickness: .139



1 Mantel System/Ctn.

15.25 Lbs./Ctn.

Mantel System Includes:

1 – Mantel (120")

1 – Plain Cover Strip (120")

16 – (8) Anchors and (8) Screw/Washers

DENTILSTP

60" Dentil Strip

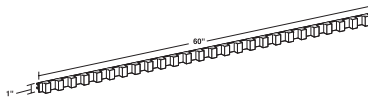
04 White (paintable)

Height: 1"

Length: 60"

2 Pcs./Ctn.

2.4 Lbs./Ctn.



KEYSTN

Keystone for 120" Mantel System

04 White (paintable)

Height: 7-1/2"

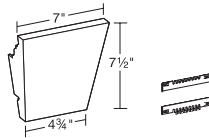
Top Width: 7"

Bottom Length: 4-3/4"

1 Pc./Ctn.

1.26 Lb./Ctn.

(includes mounting hardware)



SDGENDCAP

Siding Endcaps for 120" Mantel System

04 White (paintable)

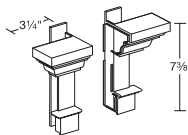
Height: 7-3/8"

Width: 3-1/4"

2 Pcs./Ctn.

2.98 Lbs./Ctn.

(includes adhesive)

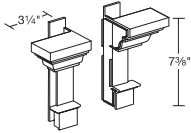


Mantel Systems

Product Code/Description

BRKENDCAP
Brick Endcaps for 120"
Mantel System

Height: 7-3/8"
Width: 3-1/4"
2 Pcs./Ctn.
3.06 Lbs./Ctn.
(includes adhesive)



Color Availability

04 White (paintable)

Notes:

DESIGNER ACCENTS™

Window Mantels

Product Code/Description

Color Availability

36" 40" 44" Window Mantel

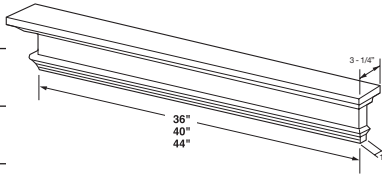
11 White (paintable)

Height: 7-1/4"
1 Pc./Ctn.

PLWINMTL36
Length 36" • 6 Lbs./Ctn.

PLWINMTL40
Length 40" • 6.54 Lbs./Ctn.

PLWINMTL44
Length 44" • 7 Lbs./Ctn.



36" 40" 44" Window Mantel with Dentil Trim

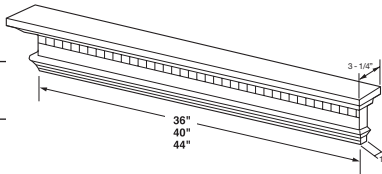
11 White (paintable)

Height: 7-1/4"
1 Pc./Ctn.

DTWINMTL36
Length 36" • 6 Lbs./Ctn.

DTWINMTL40
Length 40" • 6.54 Lbs./Ctn.

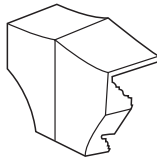
DTWINMTL44
Length 44" • 7 Lbs./Ctn.



KEYSTONE Keystone for Window Mantel

11 White (paintable)

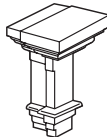
Height: 8-3/4"
Length: 7-3/4"
1 Pc./Ctn.
1.43 Lb./Ctn.



ENDCAP Endcap for Window Mantel

11 White (paintable)

1 Pc./Ctn.
.82 Lb./Ctn.
(includes adhesive)



Mounting Blocks

Product Code/Description

UNIBLOCK J-Block® Square Mounting Block

Mounting Surface:

6" x 5"

Outer Dimensions:

7-1/2" x 8-1/2"

J-Channel I.D.:

1/2" adjusts to 1-1/4"

Knockouts

Round: 4" Diameter

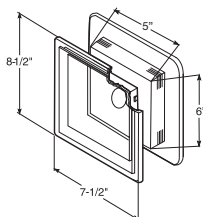
Rectangle: 2-3/8" x 3-3/4"

10 Pcs./Ctn.

6 Lbs./Ctn.

Uses: Light Fixtures, Electrical Receptacles, Water Faucets

An additional 100 colors are available to match or coordinate with leading siding manufacturer's colors. For additional colors, see "Designer Accents Color Matrix" on page 88.



MBLOCK Mini J-Block® Mounting Block

Surface Dimensions:

6" x 4-3/8"

Flange Dimensions:

6 7/8" x 5-1/4"

J-Channel I.D.:

3/4" adjusts to 1-1/4"

Knockouts

Round: 1-1/8" Diameter

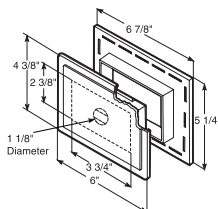
Rectangle: 2-3/8" x 3-3/4"

10 Pcs./Ctn.

3 Lbs./Ctn.

Uses: Doorbell, Electrical Outlet

An additional 100 colors are available to match or coordinate with leading siding manufacturer's colors. For additional colors, see "Designer Accents Color Matrix."



Color Availability

11	Paintable White
04	White
53	Almond
E9	American Walnut/Walnut*
EX	Aspen Grey*
251	Autumn Harvest
147	Brandy Wood
31	Cameo
36	Cape Cod Grey/Cape Grey*
30	Classic Cream
10	Colonial Yellow
210	Corn Silk
090	Deep Granite
22	Desert Sand
390	English Wedgewood
17	Everest
E6	Glacier Blue*
35	Harbor Gray
IC	Lakeshore Fern
44	Linen
148	Mahogany
144	Misty Shadow
IF	Montana Suede
N5	Musket Brown
100	Natural Cedar/Cedar*
156	Natural Slate
146	Newport Bay
52	Pebblestone Clay
IB	Portsmouth Blue
170	Quiet Willow
149	Red Brick
ID	Red Cedar
100	Rugged Canyon
290	Russet Red
18	Sage
39	Sandtone
510	Scottish Thistle
02	Silver Grey
ID	Terra Cotta
E7	Timberstone/Timber*
511	Tuscan Olive
36	Victorian Grey
252	Vineyard Grove
04	White
A7	Wicker
E4	Woodland Green*

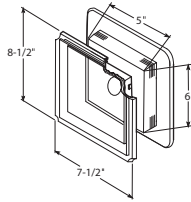
*Recommended solid color match for a variegated color.

Mounting Blocks

Product Code/Description

UNIBLOCKSC
J-Block® Square
Mounting Block
Scroll 3-11/16" Knockout

Mounting Surface:
 6" x 5"
 Outer Dimensions:
 8-1/2" x 7-1/2"
 J-Channel I.D.:
 1/2" adjusts to 1-1/4"
 Knockouts
 Round: 3-11/16" Diameter
 Rectangle: 2-3/8" x 3-3/4"
 10 Pcs./Ctn.
 6 Lbs./Ctn.

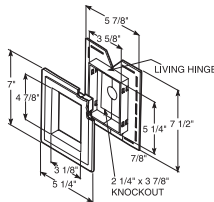


Uses: Light Fixtures, Electrical Receptacles, Water Faucets

An additional 100 colors are available to match or coordinate with leading siding manufacturer's colors. For additional colors, see "Designer Accents Color Matrix."

MBLOCKR
Split Recessed J-Block®
Mounting Block

Surface Dimensions:
 5-1/4" x 7"
 Flange Dimensions:
 5 7/8" x 7-1/2"
 J-Channel I.D.:
 3/4" adjusts to 1-1/4"
 Knockouts
 Rectangle: 2-1/4" x 3-7/8"
 10 Pcs./Ctn.
 3.4 Lbs./Ctn.



Uses: Faucets, Electrical Outlet

An additional 100 colors are available to match or coordinate with leading siding manufacturer's colors. For additional colors, see "Designer Accents Color Matrix." Hinged

Color Availability

- 11 Paintable White
- 04 White
- 53 Almond
- E9 American Walnut/Walnut
- EX Aspen Grey
- 251 Autumn Harvest
- 147 Brandy Wood
- 31 Cameo
- 36 Cape Cod Grey/Cape Grey
- 30 Classic Cream
- 10 Colonial Yellow
- 210 Corn Silk
- 090 Deep Granite
- 22 Desert Sand
- 390 English Wedgewood
- 17 Everest
- E6 Glacier Blue
- 35 Harbor Gray
- IC Lakeshore Fern
- 44 Linen
- 148 Mahogany
- 144 Misty Shadow
- IF Montana Suede
- N5 Musket Brown
- 100 Natural Cedar/Cedar
- 156 Natural Slate
- 146 Newport Bay
- 52 Pebblestone Clay
- IB Portsmouth Blue
- 170 Quiet Willow
- 149 Red Brick
- ID Red Cedar
- 100 Rugged Canyon
- 290 Russet Red
- 18 Sage
- 39 Sandtone
- 510 Scottish Thistle
- 02 Silver Grey
- ID Terra Cotta
- E7 Timberstone/Timber
- 511 Tuscan Olive
- 36 Victorian Grey
- 252 Vineyard Grove
- 04 White
- A7 Wicker
- E4 Woodland Green

*Recommended solid color match for a variegated color.

DESIGNER ACCENTS™

Mounting Blocks

Product Code/Description

FMBLOCK

Large J-Block® Mounting Block

Surface Dimensions:

7-1/2" x 11-3/4"

Base Dimensions:

5" x 9"

J-Channel I.D.:

1/2" to 1-1/4"

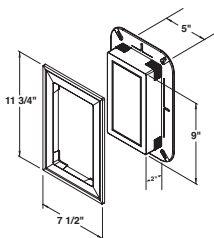
5 Pcs./Ctn.

3.5 Lbs./Ctn.

Uses: Light Fixtures, Mailbox,
House Numbers

Can be used with insulated siding

Does not include electrical box.



Color Availability

11	Paintable White
04	White
53	Almond
E9	American Walnut/Walnut*
EX	Aspen Grey*
251	Autumn Harvest
147	Brandy Wood
31	Cameo
36	Cape Cod Grey/Cape Grey*
30	Classic Cream
10	Colonial Yellow
210	Corn Silk
090	Deep Granite
22	Desert Sand
390	English Wedgewood
17	Everest
E6	Glacier Blue*
35	Harbor Gray
IC	Lakeshore Fern
44	Linen
148	Mahogany
144	Misty Shadow
IF	Montana Suede
N5	Musket Brown
100	Natural Cedar/Cedar*
156	Natural Slate
146	Newport Bay
52	Pebblestone Clay
IB	Portsmouth Blue
170	Quiet Willow
149	Red Brick
ID	Red Cedar
100	Rugged Canyon
290	Russet Red
18	Sage
39	Sandtone
510	Scottish Thistle
02	Silver Grey
ID	Terra Cotta
E7	Timberstone/Timber*
511	Tuscan Olive
36	Victorian Grey
252	Vineyard Grove
04	White
A7	Wicker
E4	Woodland Green*

DESIGNER ACCENTS™

UNIBLOCKXL

Large J-Block® Mounting Block

Mounting Surface:

9" x 16"

Outer Dimensions:

11-3/4" x 18-3/4"

J-Channel I.D.:

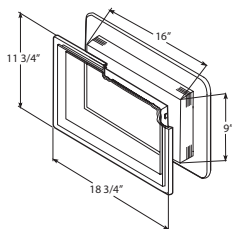
1/2" adjusts to 1-1/4"

4 Pcs./Ctn.

51 Lbs./Ctn.

Uses: Light Fixtures, Mailbox, House Numbers

An additional 100 colors are available to match or coordinate
with leading siding manufacturer's colors. For additional
colors, see "Designer Accents Color Matrix."



FMEBLOCK

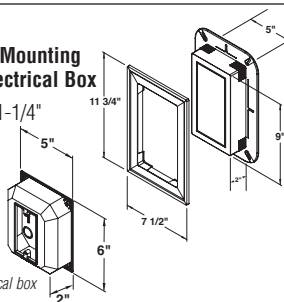
Large JBlock Mounting Block with Electrical Box

Adjusts 1/2" to 1-1/4"

4 Pcs./Ctn.

4.5 Lbs./Ctn.

*includes UL
approved black
electrical box



*Recommended solid color match
for a variegated color.

53	Almond	170	Quiet Willow
EX	Aspen Grey*	ID	Red Cedar
30	Classic Cream	100	Rugged Canyon
090	Deep Granite	290	Russet Red
390	English Wedgewood	39	Sandtone
IC	Lakeshore Fern	510	Scottish Thistle
144	Misty Shadow	02	Silver Grey
IF	Montana Suede	ID	Terra Cotta
N5	Musket Brown	511	Tuscan Olive
100	Natural Cedar/ Cedar*	04	White
		A7	Wicker

*Recommended solid color match
for a variegated color.

Mounting Blocks

Product Code/Description

METERLG

Jumbo Meter Base J-Block®

Mounting Surface:

20" x 24"

Outer Dimensions:

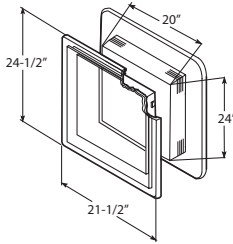
21-1/2" x 24-1/2"

J-Channel I.D.:

1/2" adjusts to 1-1/4"

1 Pcs./Ctn.

4 Lbs./Ctn.



METER

Meter Base J-Block®

Surface Dimensions:

16-1/2" x 15-1/2"

Flange Dimensions:

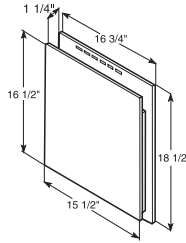
18-1/2" x 16-3/4"

J-Channel I.D.:

1-1/4"

5 Pcs./Ctn.

10 Lbs./Ctn.



Uses: Hose Rack, Electric Meter Base

An additional 100 colors are available to match or coordinate with leading siding manufacturer's colors. For additional colors, see "Designer Accents Color Matrix."

Color Availability

11	Paintable White
04	White
53	Almond
E9	American Walnut/Walnut*
EX	Aspen Grey*
251	Autumn Harvest
147	Brandy Wood
31	Cameo
36	Cape Cod Grey/Cape Grey*
30	Classic Cream
110	Colonial Yellow
210	Corn Silk
090	Deep Granite
22	Desert Sand
390	English Wedgewood
17	Everest
E6	Glacier Blue*
35	Harbor Gray
IC	Lakeshore Fern
44	Linen
148	Mahogany
144	Misty Shadow
IF	Montana Suede
N5	Musket Brown
100	Natural Cedar/Cedar*
156	Natural Slate
146	Newport Bay
52	Pebblestone Clay
IB	Portsmouth Blue
170	Quiet Willow
149	Red Brick
ID	Red Cedar
100	Rugged Canyon
290	Russet Red
18	Sage
39	Sandtone
510	Scottish Thistle
02	Silver Grey
ID	Terra Cotta
E7	Timberstone/Timber*
511	Tuscan Olive
36	Victorian Grey
252	Vineyard Grove
04	White
A7	Wicker
E4	Woodland Green*

*Recommended solid color match for a variegated color.

Mounting Blocks

Product Code/Description

EZBLK040

Square Surface Mount (Double 4" or Double 5")

Surface Dimensions:

6-3/4" x 6-3/4"

Projections: 3/4"

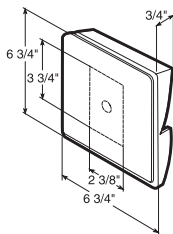
Knockouts

Round: 1" Diameter

Rectangle: 2-3/8" x 3-3/4"

10 Pcs./Ctn.

4 Lbs./Ctn.



Uses: Light Fixtures, Electrical Receptacles, Water Faucets

An additional 100 colors are available to match or coordinate with leading siding manufacturer's colors. For additional colors, see "Designer Accents Color Matrix."

Color Availability

11	Paintable White
04	White
53	Almond
E9	American Walnut/Walnut*
EX	Aspen Grey*
251	Autumn Harvest
147	Brandy Wood
31	Cameo
36	Cape Cod Grey/Cape Grey*
30	Classic Cream
10	Colonial Yellow
210	Corn Silk
090	Deep Granite
22	Desert Sand
390	English Wedgewood
17	Everest
E6	Glacier Blue*
35	Harbor Gray
IC	Lakeshore Fern
44	Linen
148	Mahogany
144	Misty Shadow
IF	Montana Suede
N5	Musket Brown
100	Natural Cedar/Cedar*
156	Natural Slate
146	Newport Bay
52	Pebblestone Clay
IB	Portsmouth Blue
170	Quiet Willow
149	Red Brick
ID	Red Cedar
100	Rugged Canyon
290	Russet Red
18	Sage
39	Sandtone
510	Scottish Thistle
02	Silver Grey
ID	Terra Cotta
E7	Timberstone/Timber*
511	Tuscan Olive
36	Victorian Grey
252	Vineyard Grove
04	White
A7	Wicker
E4	Woodland Green*

*Recommended solid color match for a variegated color.

E-Z Block™ Surface Mounts

Product Code/Description

EZBLK070

Square Surface Mount (Dutch Lap)

Surface Dimensions:

6-3/4" x 6-3/4"

Projections: 3/4"

Knockouts

Round: 1" Diameter

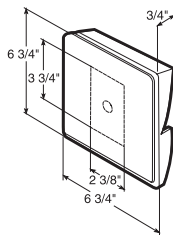
Rectangle: 2-3/8" x 3-3/4"

10 Pcs./Ctn.

4 Lbs./Ctn.

Uses: Light Fixtures, Electrical Outlets, Water Faucets

An additional 100 colors are available to match or coordinate with leading siding manufacturer's colors. For additional colors, see "Designer Accents Color Matrix."



EZBLK080

Octagon Surface Mount (Double 4" or Double 5")

Surface Dimensions:

6-3/4" x 6-3/4"

Projections: 3/4"

Knockouts

Round: 1" Diameter

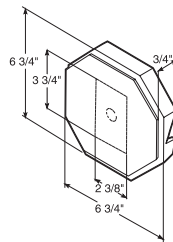
Rectangle: 2-3/8" x 3-3/4"

10 Pcs./Ctn.

3.34 Lbs./Ctn.

Uses: Light Fixtures, Electrical Outlets, Water Faucets

An additional 100 colors are available to match or coordinate with leading siding manufacturer's colors. For additional colors, see "Designer Accents Color Matrix."



Color Availability

11	Paintable White
04	White
53	Almond
E9	American Walnut/Walnut*
EX	Aspen Grey*
251	Autumn Harvest
147	Brandy Wood
31	Cameo
36	Cape Cod Grey/Cape Grey*
30	Classic Cream
10	Colonial Yellow
210	Corn Silk
090	Deep Granite
22	Desert Sand
390	English Wedgewood
17	Everest
E6	Glacier Blue*
35	Harbor Gray
IC	Lakeshore Fern
44	Linen
148	Mahogany
144	Misty Shadow
IF	Montana Suede
N5	Musket Brown
100	Natural Cedar/Cedar*
156	Natural Slate
146	Newport Bay
52	Pebblestone Clay
IB	Portsmouth Blue
170	Quiet Willow
149	Red Brick
ID	Red Cedar
100	Rugged Canyon
290	Russet Red
18	Sage
39	Sandtone
510	Scottish Thistle
02	Silver Grey
ID	Terra Cotta
E7	Timberstone/Timber*
511	Tuscan Olive
36	Victorian Grey
252	Vineyard Grove
04	White
A7	Wicker
E4	Woodland Green*

*Recommended solid color match for a variegated color.

E-Z Block™ Surface Mounts

Product Code/Description

EZBLK110

Octagon Surface Mount (Dutch Lap)

Surface Dimensions:

6-3/4" x 6-3/4"

Projections: 3/4"

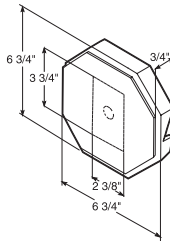
Knockouts

Round: 1" Diameter

Rectangle: 2-3/8" x 3-3/4"

10 Pcs./Ctn.

3.3 Lbs./Ctn.



Uses: Light Fixtures, Electrical Outlets, Water Faucets

An additional 100 colors are available to match or coordinate with leading siding manufacturer's colors. For additional colors, see "Designer Accents Color Matrix."

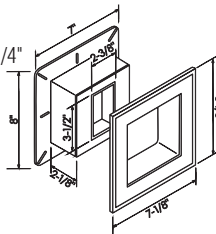
EBLOCK

UL Electrical Block

Siding Receiver: 3/4"-1 1/4"

1 Pc./Ctn.

1 Lbs./Ctn.



An additional 100 colors are available to match or coordinate with leading siding manufacturer's colors. For additional colors, see "Designer Accents Color Matrix."

Color Availability

- 11 Paintable White
- 04 White
- 53 Almond
- E9 American Walnut/Walnut*
- EX Aspen Grey*
- 251 Autumn Harvest
- 147 Brandy Wood
- 31 Cameo
- 36 Cape Cod Grey/Cape Grey*
- 30 Classic Cream
- 10 Colonial Yellow
- 210 Corn Silk
- 090 Deep Granite
- 22 Desert Sand
- 390 English Wedgewood
- 17 Everest
- E6 Glacier Blue*
- 35 Harbor Gray
- IC Lakeshore Fern
- 44 Linen
- 148 Mahogany
- 144 Misty Shadow
- IF Montana Suede
- N5 Musket Brown
- 100 Natural Cedar/Cedar*
- 156 Natural Slate
- 146 Newport Bay
- 52 Pebblestone Clay
- IB Portsmouth Blue
- 170 Quiet Willow
- 149 Red Brick
- ID Red Cedar
- 100 Rugged Canyon
- 290 Russet Red
- 18 Sage
- 39 Sandtone
- 510 Scottish Thistle
- 02 Silver Grey
- ID Terra Cotta
- E7 Timberstone/Timber*
- 511 Tuscan Olive
- 36 Victorian Grey
- 252 Vineyard Grove
- 04 White
- A7 Wicker
- E4 Woodland Green*

*Recommended solid color match for a variegated color.

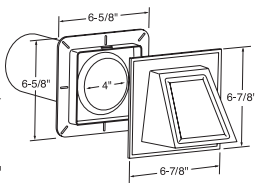
Utility Vents

Product Code/Description

DRYERHOOD

Hooded Exhaust Vent System

3/4" Siding Receiver
1" Depth
Neutral Base
J-Channel I.D.: 3/4"
adjusts to 1-1/4"
1 System/Ctn.
1 Lb./Ctn.

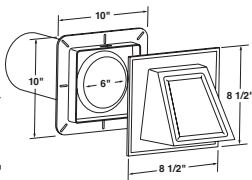


An additional 100 colors are available to match or coordinate with leading siding manufacturer's colors. For additional colors, see "Designer Accents Color Matrix."

DRYERHOOD6

Hooded Exhaust Vent System

3/4" Siding Receiver
1" Depth
Neutral Base
J-Channel I.D.: 3/4"
adjusts to 1-1/4"
1 System/Ctn.
1 Lb./Ctn.

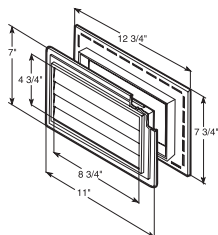


An additional 100 colors are available to match or coordinate with leading siding manufacturer's colors. For additional colors, see "Designer Accents Color Matrix."

AIRVENT

Air Vent

Net Free Area:
18 square inches
Surface Dimensions:
7" x 11"
Flange Dimensions:
7-3/4" x 12-3/4"
J-Channel I.D.: 3/4"
adjusts to 1-1/4"
5 Systems/Ctn.
4 Lbs./Ctn.



An additional 100 colors are available to match or coordinate with leading siding manufacturer's colors. For additional colors, see "Designer Accents Color Matrix."

Color Availability

11	Paintable White
04	White
53	Almond
E9	American Walnut/Walnut
EX	Aspen Grey
251	Autumn Harvest
147	Brandy Wood
31	Cameo
36	Cape Cod Grey/Cape Grey
30	Classic Cream
10	Colonial Yellow
210	Corn Silk
090	Deep Granite
22	Desert Sand
390	English Wedgewood
17	Everest
E6	Glacier Blue
35	Harbor Gray
IC	Lakeshore Fern
44	Linen
148	Mahogany
144	Misty Shadow
IF	Montana Suede
N5	Musket Brown
100	Natural Cedar/Cedar
156	Natural Slate
146	Newport Bay
52	Pebblestone Clay
IB	Portsmouth Blue
170	Quiet Willow
149	Red Brick
ID	Red Cedar
100	Rugged Canyon
290	Russet Red
18	Sage
39	Sandtone
510	Scottish Thistle
02	Silver Grey
ID	Terra Cotta
E7	Timberstone/Timber
511	Tuscan Olive
36	Victorian Grey
252	Vineyard Grove
04	White
A7	Wicker
E4	Woodland Green

**Recommended solid color match for a variegated color.*

Utility Vents

Product Code/Description

EXVENT

Louvered Exhaust Vent

Surface Dimensions: 7" x 7"

Flange Dimensions: 8-1/2" x 7-1/2"

J-Channel I.D.: 3/4"

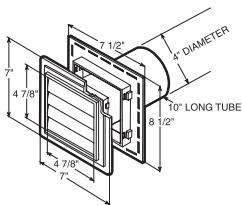
adjusts to 1-1/4"

Tube Length: 10"

Tube Diameter: 4"

1 System/Ctn.

1 Lb./Ctn.



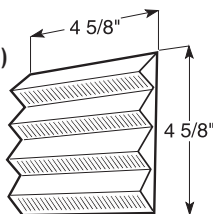
An additional 100 colors are available to match or coordinate with leading siding manufacturer's colors. For additional colors, see "Designer Accents Color Matrix."

INTAKE

Intake Louver (For use with EXVENT)

5 System/Ctn.

1 Lb./Ctn.



An additional 100 colors are available to match or coordinate with leading siding manufacturer's colors. For additional colors, see "Designer Accents Color Matrix."

Color Availability

11	Paintable White
04	White
53	Almond
E9	American Walnut/Walnut*
EX	Aspen Grey*
251	Autumn Harvest
147	Brandy Wood
31	Cameo
36	Cape Cod Grey/Cape Grey*
30	Classic Cream
10	Colonial Yellow
210	Corn Silk
090	Deep Granite
22	Desert Sand
390	English Wedgewood
17	Everest
E6	Glacier Blue*
35	Harbor Gray
IC	Lakeshore Fern
44	Linen
148	Mahogany
144	Misty Shadow
IF	Montana Suede
N5	Musket Brown
100	Natural Cedar*/Cedar*
156	Natural Slate
146	Newport Bay
52	Pebblestone Clay
IB	Portsmouth Blue
170	Quiet Willow
149	Red Brick
ID	Red Cedar
100	Rugged Canyon
290	Russet Red
18	Sage
39	Sandtone
510	Scottish Thistle
02	Silver Grey
ID	Terra Cotta
E7	Timberstone*/Timber*
511	Tuscan Olive
36	Victorian Grey
252	Vineyard Grove
04	White
A7	Wicker
E4	Woodland Green*

*Recommended solid color match for a variegated color.

Utility Vents

Product Code/Description

EXVENT6

6" Louvered Exhaust Vent

Surface Dimensions: 9" x 9"

Flange Dimensions: 9-1/2" x 10-3/8"

Net Free Area: 17.6 Sq. In.

J-Channel I.D.: 3/4"

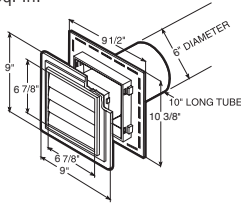
adjusts to 1-1/4"

Tube Length: 10"

Tube Diameter: 6"

1 System/Ctn.

1.2 Lb./Ctn.



An additional 100 colors are available to match or coordinate with leading siding manufacturer's colors. For additional colors, see "Designer Accents Color Matrix."

INTVENT

Intake/Exhaust Vent

Siding Receiver:

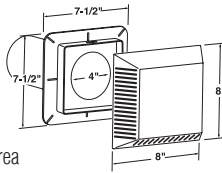
5/8" – 1-1/4"

in 1/8" increments

1 Pc./Ctn.

12.3 Sq. In. Net Free Area

1 Lb./Ctn.



An additional 100 colors are available to match or coordinate with leading siding manufacturer's colors. For additional colors, see "Designer Accents Color Matrix."

FIRE HAZARD

NEVER use exhaust vent with screen for dryer ventilation. Flammable lint build-up on screen can cause a fire. Always use a vent that is specifically designed for dryer applications.

Color Availability

11	Paintable White
04	White
53	Almond
E9	American Walnut/Walnut*
EX	Aspen Grey*
251	Autumn Harvest
147	Brandy Wood
31	Cameo
36	Cape Cod Grey/Cape Grey*
30	Classic Cream
10	Colonial Yellow
210	Corn Silk
090	Deep Granite
22	Desert Sand
390	English Wedgewood
17	Everest
E6	Glacier Blue*
35	Harbor Gray
IC	Lakeshore Fern
44	Linen
148	Mahogany
144	Misty Shadow
IF	Montana Suede
N5	Musket Brown
100	Natural Cedar/Cedar*
156	Natural Slate
146	Newport Bay
52	Pebblestone Clay
IB	Portsmouth Blue
170	Quiet Willow
149	Red Brick
ID	Red Cedar
100	Rugged Canyon
290	Russet Red
18	Sage
39	Sandtone
510	Scottish Thistle
02	Silver Grey
ID	Terra Cotta
E7	Timberstone/Timber*
511	Tuscan Olive
36	Victorian Grey
252	Vineyard Grove
04	White
A7	Wicker
E4	Woodland Green*

*Recommended solid color match for a variegated color.

Utility Vents

Product Code/Description

FVENT Foundation Vent

Surface Dimensions:

8-3/4" x 17"

Flange Dimensions:

9-1/2" x 18-1/4"

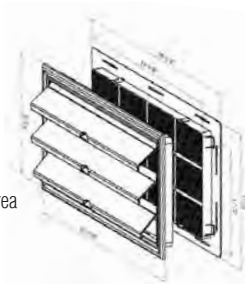
48 Sq. In. Net Free Area

J-Channel I.D.: 3/4"

adjusts to 1-1/4"

10 Pc./Ctn.

11.94 Lb./Ctn.



Color Availability

11	Paintable White	N5	Musket Brown
04	White	100	Natural Cedar/ Cedar*
53	Almond		
E9	American Walnut/ Walnut*	156	Natural Slate
		146	Newport Bay
EX	Aspen Grey*	52	Pebblestone Clay
251	Autumn Harvest	18	Portsmouth Blue
147	Brandy Wood	170	Quiet Willow
31	Cameo	149	Red Brick
36	Cape Cod Grey/ Cape Grey*	ID	Red Cedar
		100	Rugged Canyon
30	Classic Cream	290	Russet Red
10	Colonial Yellow	18	Sage
210	Corn Silk	39	Sandtone
090	Deep Granite	510	Scottish Thistle
22	Desert Sand	02	Silver Grey
390	English Wedgewood	ID	Terra Cotta
17	Everest	E7	Timberstone/ Timber*
E6	Glacier Blue*		
35	Harbor Gray	511	Tuscan Olive
1C	Lakeshore Fern	36	Victorian Grey
44	Linen	252	Vineyard Grove
148	Mahogany	04	White
144	Misty Shadow	A7	Wicker
IF	Montana Suede	E4	Woodland Green*

*Recommended solid color match
for a variegated color.

Notes:

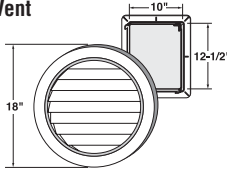
Gable Vents

Product Code/Description

RDGV18

18" Round Gable Vent

Siding Receiver:
3/4" – 1-1/4"
in 1/8" increments
1 Pc./Ctn.
48.36 Sq. In.
Net Free Area
2.3 Lbs./Ctn.
1 Pc./Ctn.

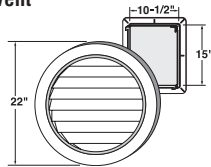


An additional 100 colors are available to match or coordinate with leading siding manufacturer's colors. For additional colors, see "Designer Accents Color Matrix."

RDGV

22" Round Gable Vent

Siding Receiver:
3/4" – 1-1/4"
in 1/8" increments
Thickness: 1-1/2"
48.37 Sq. In.
Net Free Area
4.1 Lbs./Ctn.
1 Pc./Ctn.

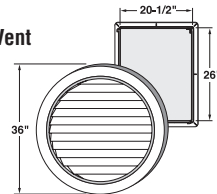


An additional 100 colors are available to match or coordinate with leading siding manufacturer's colors. For additional colors, see "Designer Accents Color Matrix."

RDGV36

36" Round Gable Vent

Siding Receiver:
3/4" – 1-1/4"
in 1/8" increments
277.1 Sq. In.
Net Free Area
8 Lbs./Ctn.
1 Pc./Ctn.



An additional 100 colors are available to match or coordinate with leading siding manufacturer's colors. For additional colors, see "Designer Accents Color Matrix."

Color Availability

11	Paintable White
04	White
53	Almond
E9	American Walnut/Walnut
EX	Aspen Grey
251	Autumn Harvest
147	Brandy Wood
31	Cameo
36	Cape Cod Grey/Cape Grey
30	Classic Cream
10	Colonial Yellow
210	Corn Silk
090	Deep Granite
22	Desert Sand
390	English Wedgewood
17	Everest
E6	Glacier Blue
35	Harbor Gray
IC	Lakeshore Fern
44	Linen
148	Mahogany
144	Misty Shadow
IF	Montana Suede
N5	Musket Brown
100	Natural Cedar/Cedar
156	Natural Slate
146	Newport Bay
52	Pebblestone Clay
IB	Portsmouth Blue
170	Quiet Willow
149	Red Brick
ID	Red Cedar
100	Rugged Canyon
290	Russet Red
18	Sage
39	Sandtone
510	Scottish Thistle
02	Silver Grey
ID	Terra Cotta
E7	Timberstone/Timber
511	Tuscan Olive
36	Victorian Grey
252	Vineyard Grove
04	White
A7	Wicker
E4	Woodland Green

**Recommended solid color match for a variegated color.*

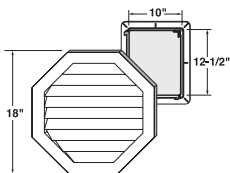
Gable Vents

Product Code/Description

OCTGV18

18" Octagon Gable Vent

Siding Receiver:
3/4" - 1-1/4"
in 1/8" increments
49.72 Sq. In.
Net Free Area
2.4 Lbs./Ctn.
1 Pc./Ctn.

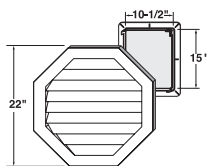


An additional 100 colors are available to match or coordinate with leading siding manufacturer's colors. For additional colors, see "Designer Accents Color Matrix."

OCTGV

22" Octagonal Gable Vent

Siding Receiver:
3/4" - 1-1/4"
in 1/8" increments
Thickness: 1-1/2"
49.5 Sq. In.
Net Free Area
5 Lbs./Ctn.1/Ctn.
1 Pc./Ctn.

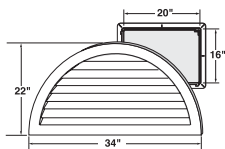


An additional 100 colors are available to match or coordinate with leading siding manufacturer's colors. For additional colors, see "Designer Accents Color Matrix."

HRDGV

22" Half Round Gable Vent

Siding Receiver:
3/4" - 1-1/4"
in 1/8" increments
Thickness: 1-1/2"
80.46 Sq. In.
Net Free Area
8 Lbs./Ctn.
1 Pc./Ctn.



An additional 100 colors are available to match or coordinate with leading siding manufacturer's colors. For additional colors, see "Designer Accents Color Matrix."

Color Availability

11	Paintable White
04	White
53	Almond
E9	American Walnut/Walnut*
EX	Aspen Grey*
251	Autumn Harvest
147	Brandy Wood
31	Cameo
36	Cape Cod Grey/Cape Grey*
30	Classic Cream
10	Colonial Yellow
210	Corn Silk
090	Deep Granite
22	Desert Sand
390	English Wedgewood
17	Everest
E6	Glacier Blue*
35	Harbor Gray
IC	Lakeshore Fern
44	Linen
148	Mahogany
144	Misty Shadow
IF	Montana Suede
N5	Musket Brown
100	Natural Cedar/Cedar*
156	Natural Slate
146	Newport Bay
52	Pebblestone Clay
IB	Portsmouth Blue
170	Quiet Willow
149	Red Brick
ID	Red Cedar
100	Rugged Canyon
290	Russet Red
18	Sage
39	Sandtone
510	Scottish Thistle
02	Silver Grey
ID	Terra Cotta
E7	Timberstone*/Timber*
511	Tuscan Olive
36	Victorian Grey
252	Vineyard Grove
04	White
A7	Wicker
E4	Woodland Green*

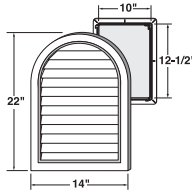
**Recommended solid color match for a variegated color.*

Gable Vents

Product Code/Description

RDTOPGV14 14" x 22" Round Top Gable Vent

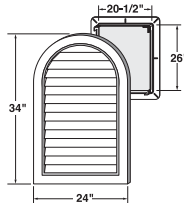
Siding Receiver:
3/4" – 1-1/4"
in 1/8" increments
53.17 Sq. In.
Net Free Area
2.7 Lbs./Ctn.
1 Pc./Ctn.



An additional 100 colors are available to match or coordinate with leading siding manufacturer's colors. For additional colors, see "Designer Accents Color Matrix."

RDTOPGV24 24" x 34" Round Top Gable Vent

Siding Receiver:
3/4" – 1-1/4"
in 1/8" increments
191 Sq. In.
Net Free Area
6 Lbs./Ctn.
1 Pc./Ctn.



An additional 100 colors are available to match or coordinate with leading siding manufacturer's colors. For additional colors, see "Designer Accents Color Matrix."

Color Availability

11	Paintable White
04	White
53	Almond
E9	American Walnut/Walnut*
EX	Aspen Grey*
251	Autumn Harvest
147	Brandy Wood
31	Cameo
36	Cape Cod Grey/Cape Grey*
30	Classic Cream
10	Colonial Yellow
210	Corn Silk
090	Deep Granite
22	Desert Sand
390	English Wedgewood
17	Everest
E6	Glacier Blue*
35	Harbor Gray
IC	Lakeshore Fern
44	Linen
148	Mahogany
144	Misty Shadow
IF	Montana Suede
N5	Musket Brown
100	Natural Cedar/Cedar*
156	Natural Slate
146	Newport Bay
52	Pebblestone Clay
IB	Portsmouth Blue
170	Quiet Willow
149	Red Brick
ID	Red Cedar
100	Rugged Canyon
290	Russet Red
18	Sage
39	Sandtone
510	Scottish Thistle
02	Silver Grey
ID	Terra Cotta
E7	Timberstone/Timber*
511	Tuscan Olive
36	Victorian Grey
252	Vineyard Grove
04	White
A7	Wicker
E4	Woodland Green*

**Recommended solid color match for a variegated color.*

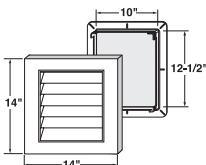
Gable Vents

Product Code/Description

SQGV1414

14" Square Gable Vent

Siding Receiver:
 3/4" – 1-1/4"
 in 1/8" increments
 Thickness: 1-1/2"
 33.59 Sq. In.
 Net Free Area
 2.3 Lbs./Ctn.
 1 Pc./Ctn.

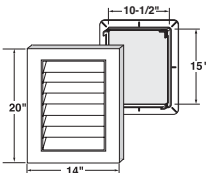


An additional 100 colors are available to match or coordinate with leading siding manufacturer's colors. For additional colors, see "Designer Accents Color Matrix."

RECTGV

14" x 20" Rectangular Gable Vent

Siding Receiver:
 3/4" – 1-1/4"
 in 1/8" increments
 Thickness: 1-1/2"
 23.29 Sq. In.
 Net Free Area
 3.83 Lbs./Ctn.
 1 Pc./Ctn.



An additional 100 colors are available to match or coordinate with leading siding manufacturer's colors. For additional colors, see "Designer Accents Color Matrix."

Color Availability

11	Paintable White
04	White
53	Almond
E9	American Walnut/Walnut*
EX	Aspen Grey*
251	Autumn Harvest
147	Brandy Wood
31	Cameo
36	Cape Cod Grey/Cape Grey*
30	Classic Cream
10	Colonial Yellow
210	Corn Silk
090	Deep Granite
22	Desert Sand
390	English Wedgewood
17	Everest
E6	Glacier Blue*
35	Harbor Gray
IC	Lakeshore Fern
44	Linen
148	Mahogany
144	Misty Shadow
IF	Montana Suede
N5	Musket Brown
100	Natural Cedar/Cedar*
156	Natural Slate
146	Newport Bay
52	Pebblestone Clay
IB	Portsmouth Blue
170	Quiet Willow
149	Red Brick
ID	Red Cedar
100	Rugged Canyon
290	Russet Red
18	Sage
39	Sandtone
510	Scottish Thistle
02	Silver Grey
ID	Terra Cotta
E7	Timberstone*/Timber*
511	Tuscan Olive
36	Victorian Grey
252	Vineyard Grove
04	White
A7	Wicker
E4	Woodland Green*

**Recommended solid color match for a variegated color.*

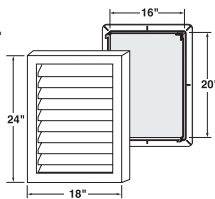
Gable Vents

Product Code/Description

RECTGV1824

18" x 24" Rectangular Gable Vent

Siding Receiver:
3/4" – 1-1/4"
in 1/8" increments
Thickness: 1-1/2"
92.88 Sq. In.
Net Free Area
5.68 Lbs./Ctn.
1 Pc./Ctn.

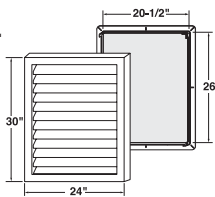


An additional 100 colors are available to match or coordinate with leading siding manufacturer's colors. For additional colors, see "Designer Accents Color Matrix."

RECTGV2430

24" x 30" Rectangular Gable Vent

Siding Receiver:
3/4" – 1-1/4"
in 1/8" increments
Thickness: 1-1/2"
181.2 Sq. In.
Net Free Area
9 Lbs./Ctn.
1 Pc./Ctn.



An additional 100 colors are available to match or coordinate with leading siding manufacturer's colors. For additional colors, see "Designer Accents Color Matrix."

Color Availability

11	Paintable White
04	White
53	Almond
E9	American Walnut/Walnut*
EX	Aspen Grey*
251	Autumn Harvest
147	Brandy Wood
31	Cameo
36	Cape Cod Grey/Cape Grey*
30	Classic Cream
10	Colonial Yellow
210	Corn Silk
090	Deep Granite
22	Desert Sand
390	English Wedgewood
17	Everest
E6	Glacier Blue*
35	Harbor Gray
IC	Lakeshore Fern
44	Linen
148	Mahogany
144	Misty Shadow
IF	Montana Suede
N5	Musket Brown
100	Natural Cedar/Cedar*
156	Natural Slate
146	Newport Bay
52	Pebblestone Clay
IB	Portsmouth Blue
170	Quiet Willow
149	Red Brick
ID	Red Cedar
100	Rugged Canyon
290	Russet Red
18	Sage
39	Sandtone
510	Scottish Thistle
02	Silver Grey
ID	Terra Cotta
E7	Timberstone/Timber*
511	Tuscan Olive
36	Victorian Grey
252	Vineyard Grove
04	White
A7	Wicker
E4	Woodland Green*

**Recommended solid color match for a variegated color.*

Designer Accents Color Matrix for Vinyl Siding Manufacturers

Manufacturer	Mastic Code	Color
ABTCO	ET	Almond
ABTCO	FL	Antique Ivory
ABTCO	GJ	Brick
ABTCO	090	Charcoal
ABTCO	S7	Cherry*
ABTCO	44	Classic Linen
ABTCO	EY	Clay
ABTCO	T8	Cobalt
ABTCO	FP	Cobblestone
ABTCO	DD	Cypress*
ABTCO	GM	Evergreen
ABTCO	FM	Gray
ABTCO	02	Heritage Gray
ABTCO	52	Khaki
ABTCO	BM	Natural Oak*
ABTCO	100	Pecan
ABTCO	30	Prairie Wheat
ABTCO	GI	River Rock*
ABTCO	JE	Sage
ABTCO	EX	Sand
ABTCO	22	Sandstone
ABTCO	FN	Slate
ABTCO	46	Slate Blue
ABTCO	39	Tan
ABTCO	148 or G0	Umber
ABTCO	JC	Vermont Maple*
ABTCO	EJ	Weathered Wood*
ABTCO	04	White
ALSIDE	S7	Acorn*
ALSIDE	EV	Adobe Cream
ALSIDE	31	Antique Parchment
ALSIDE	SS	Arbor
ALSIDE	290	Autumn Red
ALSIDE	EY	Balsam*
ALSIDE	100	Canyon Drift
ALSIDE	EJ	Cape Cod Gray
ALSIDE	510	Coastal Sage
ALSIDE	ET	Colonial Ivory
ALSIDE	GM	Deep Moss
ALSIDE	EA	Flagstone*
ALSIDE	04	Glacier White
ALSIDE	390	Harbor Blue

Designer Accents Color Matrix for Vinyl Siding Manufacturers

Manufacturer	Mastic Code	Color
ALSIDE	100	Hawthorne*
ALSIDE	K5	Heather
ALSIDE	E4	Hemlock*
ALSIDE	JF	Ivy
ALSIDE	JE	Juniper Ridge
ALSIDE	BS	London Brown
ALSIDE	JD	Maple
ALSIDE	22	Monterey Sand
ALSIDE	ND	Mystic Blue
ALSIDE	44	Natural Linen
ALSIDE	EH	Platinum Gray
ALSIDE	FP	Sand Dune*
ALSIDE	18	Silver Moss
ALSIDE	EA	Slate
ALSIDE	GB	Somerset Wheat
ALSIDE	BH	Storm
ALSIDE	PC	Tuscan Clay
ALSIDE	FJ	Vintage Wicker
ALSIDE	JH	Walnut
AMCRAFT	53	Almond
AMCRAFT	30	Classic Cream
AMCRAFT	090	Deep Granite
AMCRAFT	390	English Wedgewood
AMCRAFT	52	Pebblestone Clay
AMCRAFT	170	Quiet Willow
AMCRAFT	100	Rugged Canyon
AMCRAFT	510	Scottish Thistle
AMCRAFT	02	Silver Grey
AMCRAFT	36	Victorian Grey
AMCRAFT	04	White
AMCRAFT	A7	Wicker
CELLWOOD	53	Almond
CELLWOOD	IG	Alpine Green
CELLWOOD	39	Autumn Tan
CELLWOOD	30	Beige
CELLWOOD	100	Canyon
CELLWOOD	E9	Chestnut*
CELLWOOD	210	French Silk
CELLWOOD	090	Granite
CELLWOOD	E7	Hickory*
CELLWOOD	31	Ivory
CELLWOOD	E4	Juniper*

*Recommended solid color match for a variegated color

Designer Accents Color Matrix for Vinyl Siding Manufacturers

Manufacturer	Mastic Code	Color
CELLWOOD	52	Khaki
CELLWOOD	18	Mist
CELLWOOD	N5	Musket Brown
CELLWOOD	35	Nantucket Gray
CELLWOOD	511	Olive
CELLWOOD	1B	Patriot Blue
CELLWOOD	36	Pewter
CELLWOOD	290	Russet Red
CELLWOOD	22	Sand
CELLWOOD	144	Shadow
CELLWOOD	17	Slate Blue
CELLWOOD	E6	Spruce Blue*
CELLWOOD	02	Stone Gray
CELLWOOD	1F	Suede
CELLWOOD	10	Sunrise Yellow
CELLWOOD	510	Thistle
CELLWOOD	52	Weathered Ash*
CELLWOOD	390	Wedgewood
CELLWOOD	04	White
CELLWOOD	A7	Wicker
CELLWOOD	170	Willow
CERTAINTED/WOLVERINE	E4	Arbor Blend*
CERTAINTED/WOLVERINE	E6	Arctic Blend*
CERTAINTED/WOLVERINE	290	Autumn Red
CERTAINTED/WOLVERINE	10	Autumn Yellow
CERTAINTED/WOLVERINE	290	Barn Red
CERTAINTED/WOLVERINE	FK	Bermuda Blue
CERTAINTED/WOLVERINE	GK	Buckskin
CERTAINTED/WOLVERINE	EX	Canyon Blend*
CERTAINTED/WOLVERINE	EI	Castle Stone
CERTAINTED/WOLVERINE	E9	Cedar Blend*
CERTAINTED/WOLVERINE	E6	Charcoal Gray
CERTAINTED/WOLVERINE	PW	Colonial White
CERTAINTED/WOLVERINE	RP	Coral
CERTAINTED/WOLVERINE	JE	Cypress
CERTAINTED/WOLVERINE	53	Desert Tan
CERTAINTED/WOLVERINE	EA	Driftwood Blend*
CERTAINTED/WOLVERINE	BU	Flagstone
CERTAINTED/WOLVERINE	GM	Forest
CERTAINTED/WOLVERINE	FQ	Frontier Blend*
CERTAINTED/WOLVERINE	A4	Glacier Blend*
CERTAINTED/WOLVERINE	35	Granite Gray

Designer Accents Color Matrix for Vinyl Siding Manufacturers

Manufacturer	Mastic Code	Color
CERTAINEED/WOLVERINE	18	Green Tea
CERTAINEED/WOLVERINE	100	Hearthstone
CERTAINEED/WOLVERINE	30	Heritage Cream
CERTAINEED/WOLVERINE	BI	Herringbone
CERTAINEED/WOLVERINE	GG	Ivy Green
CERTAINEED/WOLVERINE	22	Linen
CERTAINEED/WOLVERINE	ET	Light Maple
CERTAINEED/WOLVERINE	22	Meadow Blend*
CERTAINEED/WOLVERINE	RG	Mint
CERTAINEED/WOLVERINE	SP	Mountain Cedar
CERTAINEED/WOLVERINE	PC	Natural Clay
CERTAINEED/WOLVERINE	EC	Oxford Blue
CERTAINEED/WOLVERINE	T8	Pacific Blue
CERTAINEED/WOLVERINE	BD	Pale Ivory
CERTAINEED/WOLVERINE	100	Rustic Blend*
CERTAINEED/WOLVERINE	BQ	Sable Brown
CERTAINEED/WOLVERINE	PD	Sandpiper
CERTAINEED/WOLVERINE	EM	Sandstone Beige
CERTAINEED/WOLVERINE	FP	Savannah Wicker
CERTAINEED/WOLVERINE	RB	Sea Breeze
CERTAINEED/WOLVERINE	510	Seagrass
CERTAINEED/WOLVERINE	BM	Silver Ash
CERTAINEED/WOLVERINE	EG	Snow
CERTAINEED/WOLVERINE	SS	Spruce
CERTAINEED/WOLVERINE	A4	Sterling Gray
CERTAINEED/WOLVERINE	SQ	Suede
CERTAINEED/WOLVERINE	49	Summer Wheat
CERTAINEED/WOLVERINE	GQ	Terra Cotta
CERTAINEED/WOLVERINE	JL	Timber Blend*
CERTAINEED/WOLVERINE	EX	Warm Sand
CERTAINEED/WOLVERINE	JH	Weathered Blend*
CERTAINEED/WOLVERINE	S1	Woodland Mist
CERTAINEED FIBER CEMENT	EE	Antique White
CERTAINEED FIBER CEMENT	GI	Autumn Red
CERTAINEED FIBER CEMENT	63	Butter
CERTAINEED FIBER CEMENT	A4	Coastal Blue
CERTAINEED FIBER CEMENT	GP	Desert Gold
CERTAINEED FIBER CEMENT	JK	Heather
CERTAINEED FIBER CEMENT	JA	Heritage Clay
CERTAINEED FIBER CEMENT	BI	Linen
CERTAINEED FIBER CEMENT	39	Merino Tan
CERTAINEED FIBER CEMENT	100	Nantucket Gray

*Recommended solid color match for a variegated color

Designer Accents Color Matrix for Vinyl Siding Manufacturers

Manufacturer	Mastic Code	Color
CERTAINTED FIBER CEMENT	68	Newport Taupe
CERTAINTED FIBER CEMENT	IA	Olive
CERTAINTED FIBER CEMENT	290	Pewter
CERTAINTED FIBER CEMENT	ND	Silverplate
CERTAINTED FIBER CEMENT	04	White
CERTAINTED FIBER CEMENT	FJ	Wicker
EXTERIOR PORTFOLIO (CRANE)	04	Aspen White
EXTERIOR PORTFOLIO (CRANE)	BI	Bone
EXTERIOR PORTFOLIO (CRANE)	BS	Cabin
EXTERIOR PORTFOLIO (CRANE)	52	Clay
EXTERIOR PORTFOLIO (CRANE)	FJ	Country Beige
EXTERIOR PORTFOLIO (CRANE)	GP	Cypress
EXTERIOR PORTFOLIO (CRANE)	IA	Desert
EXTERIOR PORTFOLIO (CRANE)	A4	Driftwood
EXTERIOR PORTFOLIO (CRANE)	BQ	Espresso
EXTERIOR PORTFOLIO (CRANE)	D2	Evergreen
EXTERIOR PORTFOLIO (CRANE)	RE	Graphite
EXTERIOR PORTFOLIO (CRANE)	EW	Greystone
EXTERIOR PORTFOLIO (CRANE)	GA	Harbor Blue
EXTERIOR PORTFOLIO (CRANE)	254	Honey Oak
EXTERIOR PORTFOLIO (CRANE)	EV	Ivory
EXTERIOR PORTFOLIO (CRANE)	290	Lighthouse Red
EXTERIOR PORTFOLIO (CRANE)	156 or RD	Midnight Surf
EXTERIOR PORTFOLIO (CRANE)	22	Mocha
EXTERIOR PORTFOLIO (CRANE)	ID	Nutmeg
EXTERIOR PORTFOLIO (CRANE)	IC	Olive
EXTERIOR PORTFOLIO (CRANE)	31	Pearl
EXTERIOR PORTFOLIO (CRANE)	146 or LA	Regatta
EXTERIOR PORTFOLIO (CRANE)	EY	Rye
EXTERIOR PORTFOLIO (CRANE)	39	Saddle
EXTERIOR PORTFOLIO (CRANE)	156 or RD	New Slate
EXTERIOR PORTFOLIO (CRANE)	GG	Stratford Blue
EXTERIOR PORTFOLIO (CRANE)	63	Wheat
FOUNDRY	BF	Aged Chestnut*
FOUNDRY	EV	Almond
FOUNDRY	EN	Antique Cream*
FOUNDRY	39	Biscuit
FOUNDRY	No Close Match	Blueberry
FOUNDRY	PD	Butter Pecan*
FOUNDRY	EN	Classic Sand*
FOUNDRY	E7	Cocoa
FOUNDRY	EM	Coconut

Designer Accents Color Matrix for Vinyl Siding Manufacturers

Manufacturer	Mastic Code	Color
FOUNDRY	EN	Cottonwood*
FOUNDRY	E0	Driftwood
FOUNDRY	31	Eggshell
FOUNDRY	PC	Harvest Wheat*
FOUNDRY	JA	Honey Brown*
FOUNDRY	JF	Juniper
FOUNDRY	RG	Keylime
FOUNDRY	LW	Lemonade
FOUNDRY	02	Moonlight
FOUNDRY	510	Moss
FOUNDRY	FP	Oatmeal
FOUNDRY	No Close Match	Oceanside
FOUNDRY	RP	Papaya
FOUNDRY	53	Putty
FOUNDRY	GJ	Russet
FOUNDRY	E9	Rustic Brown
FOUNDRY	22	Sahara
FOUNDRY	PC	Sandalwood*
FOUNDRY	C3	Seashell
FOUNDRY	EI	Seaside Grey*
FOUNDRY	52	Shadow
FOUNDRY	BL	Shale
FOUNDRY	36	Slate
FOUNDRY	PW	Snow
FOUNDRY	EN	Toasted Almond*
FOUNDRY	PC	Toffee
FOUNDRY	EN	Vanilla Bean*
FOUNDRY	BN	Vintage Green*
FOUNDRY	E4	Vintage Taupe*
GENTEK/REVERE	53	Almond
GENTEK/REVERE	39	Antique Ivory
GENTEK/REVERE	JA	Brownstone
GENTEK/REVERE	EY	Canyon Clay
GENTEK/REVERE	JH	Classic Brown
GENTEK/REVERE	100	Dark Drift
GENTEK/REVERE	X4	Dover Gray
GENTEK/REVERE	GB	Harvest Wheat
GENTEK/REVERE	44	Linen
GENTEK/REVERE	30	Maize
GENTEK/REVERE	156 or RD	Midnight Surf
GENTEK/REVERE	46	Mist Blue
GENTEK/REVERE	GM	Moonlit Moss

*Recommended solid color match for a variegated color

Designer Accents Color Matrix for Vinyl Siding Manufacturers

Manufacturer	Mastic Code	Color
GENTEK/REVERE	52	Norwood
GENTEK/REVERE	02	Pearl
GENTEK/REVERE	PC	Pebble
GENTEK/REVERE	RF	Saddle Brown
GENTEK/REVERE	BZ	Sage
GENTEK/REVERE	EX	Sandalwood
GENTEK/REVERE	31	Sandstone
GENTEK/REVERE	EM	Sandstone
GENTEK/REVERE	PW	Snow White
GENTEK/REVERE	290	Venetian Red
GENTEK/REVERE	A7	Wicker
GENTEK/REVERE	RE	Windswept Smoke
GEORGIA-PACIFIC	53	Almond
GEORGIA-PACIFIC	254	Amber
GEORGIA-PACIFIC	145	Bayou
GEORGIA-PACIFIC	EX	Beige
GEORGIA-PACIFIC	BK	Blue
GEORGIA-PACIFIC	100	Briarwood
GEORGIA-PACIFIC	PC	Clay
GEORGIA-PACIFIC	090	Coastal Blue*
GEORGIA-PACIFIC	30	Cream
GEORGIA-PACIFIC	ED	Flint
GEORGIA-PACIFIC	02	Gray
GEORGIA-PACIFIC	290	Hampton Red
GEORGIA-PACIFIC	260	Hazelnut
GEORGIA-PACIFIC	BQ	Hearthstone Brown*
GEORGIA-PACIFIC	BI	Mist
GEORGIA-PACIFIC	N5	Musket Brown
GEORGIA-PACIFIC	PC	Northern Oak*
GEORGIA-PACIFIC	511	Olive
GEORGIA-PACIFIC	IC	Palm
GEORGIA-PACIFIC	PP	Pearl
GEORGIA-PACIFIC	090	Pewter
GEORGIA-PACIFIC	ID	Redwood*
GEORGIA-PACIFIC	170	Sagebrook
GEORGIA-PACIFIC	100	Shaded Cedar*
GEORGIA-PACIFIC	ED	Shaded Gray*
GEORGIA-PACIFIC	144	Shadow
GEORGIA-PACIFIC	A7	Tan
GEORGIA-PACIFIC	IF	Teak
GEORGIA-PACIFIC	510	Thistle
GEORGIA-PACIFIC	390	Wedgewood

Designer Accents Color Matrix for Vinyl Siding Manufacturers

Manufacturer	Mastic Code	Color
GEORGIA-PACIFIC	PW	White
HEARTLAND	FL	Almond
HEARTLAND	C3	Antique White
HEARTLAND	170	Aspen
HEARTLAND	EM	Birchwood
HEARTLAND	BK	Blue
HEARTLAND	GK	Camel
HEARTLAND	100	Canyon
HEARTLAND	52	Clay
HEARTLAND	30	Cream
HEARTLAND	EW	Granite
HEARTLAND	A4	Gray
HEARTLAND	HL	Linen
HEARTLAND	22	Mist
HEARTLAND	GJ	Mountain Berry
HEARTLAND	ES	New Chateau
HEARTLAND	E3	New Mocha
HEARTLAND	170	Olive
HEARTLAND	36	Pewter
HEARTLAND	22	Prairie
HEARTLAND	22	Sand
HEARTLAND	FP	Sandalwood
HEARTLAND	18	Sienna
HEARTLAND	JK	Stone
HEARTLAND	PW	White
JAMES HARDIE	BH	Aged Pewter
JAMES HARDIE	04	Arctic White
JAMES HARDIE	EN	Autumn Tan
JAMES HARDIE	390	Boothbay Blue
JAMES HARDIE	RF	Chestnut Brown
JAMES HARDIE	C3	Cobble Stone
JAMES HARDIE	GJ	Countrylane Red
JAMES HARDIE	LA	Deep Ocean
JAMES HARDIE	156 or RD	Evening Blue
JAMES HARDIE	GI	Gray Slate
JAMES HARDIE	QU	Harris Cream
JAMES HARDIE	JE	Heathered Moss
JAMES HARDIE	QV	Iron Gray
JAMES HARDIE	JL	Khaki Brown
JAMES HARDIE	X4	Light Mist
JAMES HARDIE	BT	Monterey Taupe
JAMES HARDIE	SS	Mountain Sage

**Recommended solid color match for a variegated color*

Designer Accents Color Matrix for Vinyl Siding Manufacturers

Manufacturer	Mastic Code	Color
JAMES HARDIE	53	Navajo Beige
JAMES HARDIE	BU	Night Gray
JAMES HARDIE	QW	Parkside Pine
JAMES HARDIE	36	Pearl Gray
JAMES HARDIE	RE	Rich Espresso
JAMES HARDIE	EV	Sail Cloth
JAMES HARDIE	BF	Sandstone Beige
JAMES HARDIE	18	Soft Green
JAMES HARDIE	E4	Timber Bark
JAMES HARDIE	IA	Tuscan Gold
JAMES HARDIE	10	Woodland Cream
JAMES HARDIE	DD	Woodstock Brown
KAYCAN	BK	Azure Blue
KAYCAN	22	Bisque
KAYCAN	EY	Clay
KAYCAN	FN	Flagstone
KAYCAN	30	Ivory
KAYCAN	JA	Khaki
KAYCAN	C3	Linen White
KAYCAN	EX	Mocha
KAYCAN	22	Pebblestone
KAYCAN	E0	Prestige Beige
KAYCAN	BM	Quartz
KAYCAN	510	Sage
KAYCAN	53	Sandalwood
KAYCAN	36	Slate Gray
KAYCAN	BT	Terra Verde
KAYCAN	04	White
KP BUILDING PRODUCTS	ET	Almond
KP BUILDING PRODUCTS	30	Antique Ivory
KP BUILDING PRODUCTS	GJ	Barn Red
KP BUILDING PRODUCTS	EP	Blue Mist
KP BUILDING PRODUCTS	GK	Camel
KP BUILDING PRODUCTS	A7	Canvas
KP BUILDING PRODUCTS	S7	Cherry
KP BUILDING PRODUCTS	44	Classic Linen
KP BUILDING PRODUCTS	EY	Clay
KP BUILDING PRODUCTS	FP	Cobblestone
KP BUILDING PRODUCTS	31	Cream
KP BUILDING PRODUCTS	52	Cypress
KP BUILDING PRODUCTS	J9	Dusk
KP BUILDING PRODUCTS	GM	Forest

Designer Accents Color Matrix for Vinyl Siding Manufacturers

Manufacturer	Mastic Code	Color
KP BUILDING PRODUCTS	30	French Vanilla
KP BUILDING PRODUCTS	EW	Graphite
KP BUILDING PRODUCTS	FM	Gray
KP BUILDING PRODUCTS	02	Heritage Gray
KP BUILDING PRODUCTS	JA	Khaki
KP BUILDING PRODUCTS	148 orG0	Mahogany
KP BUILDING PRODUCTS	S1	Meadow
KP BUILDING PRODUCTS	BM	Natural Oak
KP BUILDING PRODUCTS	T8	Ocean
KP BUILDING PRODUCTS	22	Pine
KP BUILDING PRODUCTS	30	Prairie Wheat*
KP BUILDING PRODUCTS	53	Putty
KP BUILDING PRODUCTS	17	River Rock
KP BUILDING PRODUCTS	GP	Sage
KP BUILDING PRODUCTS	EX	Sand
KP BUILDING PRODUCTS	22	Sandstone
KP BUILDING PRODUCTS	FN	Slate
KP BUILDING PRODUCTS	EI	Smoke
KP BUILDING PRODUCTS	GQ	Spice
KP BUILDING PRODUCTS	100	Suede
KP BUILDING PRODUCTS	39	Tan
KP BUILDING PRODUCTS	39	Vermont Maple
KP BUILDING PRODUCTS	BM	Weathered Wood*
MASTIC	04	White
MASTIC	53	Almond
MASTIC	E9	American Walnut*/Walnut*
MASTIC	EX	Aspen Grey*
MASTIC	251	Autumn Harvest
MASTIC	147	Brandy Wood
MASTIC	31	Cameo
MASTIC	36	Cape Cod Grey*/Cape Grey*
MASTIC	80	Charcoal Grey
MASTIC	30	Classic Cream
MASTIC	10	Colonial Yellow
MASTIC	210	Corn Silk
MASTIC	JS	Dark Bronze
MASTIC	090	Deep Granite
MASTIC	22	Desert Sand
MASTIC	390	English Wedgewood
MASTIC	17	Everest
MASTIC	E6	Glacier Blue*
MASTIC	35	Harbor Gray

*Recommended solid color match for a variegated color

Designer Accents Color Matrix for Vinyl Siding Manufacturers

Manufacturer	Mastic Code	Color
MASTIC	IC	Lakeshore Fern
MASTIC	44	Linen
MASTIC	148	Mahogany
MASTIC	144	Misty Shadow
MASTIC	IF	Montana Suede
MASTIC	N5	Musket Brown
MASTIC	100	Natural Cedar*/Cedar*
MASTIC	156	Natural Slate
MASTIC	146	Newport Bay
MASTIC	52	Pebblestone Clay
MASTIC	IB	Portsmouth Blue
MASTIC	170	Quiet Willow
MASTIC	149	Red Brick
MASTIC	ID	Red Cedar*
MASTIC	100	Rugged Canyon
MASTIC	290	Russet Red
MASTIC	18	Sage
MASTIC	39	Sandtone
MASTIC	510	Scottish Thistle
MASTIC	02	Silver Grey
MASTIC	ID	Terra Cotta
MASTIC	E7	Timberstone*/Timber*
MASTIC	511	Tuscan Olive
MASTIC	36	Victorian Grey
MASTIC	252	Vineyard Grove
MASTIC	04	White
MASTIC	A7	Wicker
MASTIC	E4	Woodland Green*
MITTEN	QK	Amber
MITTEN	T8	Annapolis Blue
MITTEN	BM	Ash
MITTEN	QL	Aviator Green
MITTEN	HL	Bone
MITTEN	PC	Brownstone
MITTEN	QM	Burnt Orange
MITTEN	RF	Caribou Brown
MITTEN	GO	Chestnut Brown
MITTEN	EY	Clay
MITTEN	BS	Coffee Bean
MITTEN	JE	Cypress
MITTEN	QI	Danish Gold
MITTEN	QN	Eggplant

Designer Accents Color Matrix for Vinyl Siding Manufacturers

Manufacturer	Mastic Code	Color
MITTEN	X4	Flagstone
MITTEN	04M	Frost
MITTEN	QP	Grenadier Green
MITTEN	QY	Gunmetal Grey
MITTEN	A7	Hearthstone
MITTEN	30	Ivory
MITTEN	DDM	Khaki Brown
MITTEN	QH	Lighthouse Red
MITTEN	ET	Lite Maple
MITTEN	ICM	Muskoka Green
MITTEN	SS	Rainforest
MITTEN	QX	Regatta Blue
MITTEN	GJ	Richmond Red
MITTEN	144	Rockaway Grey
MITTEN	QR	Saffron
MITTEN	510	Sage
MITTEN	JP	Sandalwood
MITTEN	22	Sandcastle
MITTEN	QJ	Sapphire Blue
MITTEN	A4	Satin Grey
MITTEN	QT	Spring Moss
MITTEN	EA	Stratus
MITTEN	EAM	Timber Bark
NAILITE	DD	Antique Gray
NAILITE	EJ	Ashwood
NAILITE	290	Barn Red
NAILITE	LW	Canary Yellow
NAILITE	04	Classic White
NAILITE	LY	Denim Blue
NAILITE	63	Desert Clay
NAILITE	FP	Desert Sand
NAILITE	53	Eggshell
NAILITE	LX	Forest Green
NAILITE	BS	Harvest Cedar
NAILITE	GB	Khaki/Sunset Cedar
NAILITE	10	Pale Yellow
NAPCO	260	American Hazelnut
NAPCO	145	Blue Bayou
NAPCO	EX	Canyon Beige
NAPCO	FK	Cape Blue
NAPCO	39	Catalina Sandtone
NAPCO	511	Cordoba Olive

**Recommended solid color match for a variegated color*

Designer Accents Color Matrix for Vinyl Siding Manufacturers

Manufacturer	Mastic Code	Color
NAPCO	EZ	Country Cream
NAPCO	510	Desert Cactus
NAPCO	144	Evening Shadow
NAPCO	ED	Fieldstone Flint
NAPCO	HL	Heritage Linen
NAPCO	66	Herringbone Mist
NAPCO	IC	Island Palm
NAPCO	02	Lakeshore Gray
NAPCO	PW	Liberty White
NAPCO	53	Monterey Almond
NAPCO	100	Mountain Briarwood
NAPCO	N5	Musket Brown
NAPCO	090	Nantucket Pewter
NAPCO	390	Olde Town Wedgewood
NAPCO	IF	Plantation Teak
NAPCO	22	Rich Mocha
NAPCO	290	Sedona Red
NAPCO	100	Shaded Cedar*
NAPCO	ED	Shaded Gray*
NAPCO	170	Southwest Sagebrook
NAPCO	PC	Stone Clay
NAPCO	254	Sunset Amber
NAPCO	A7	Wheatfield Tan
NORANDEX	53	Almond
NORANDEX	EE	Almond
NORANDEX	31	Beige
NORANDEX	BZ	Cactus
NORANDEX	FK	Cape Blue
NORANDEX	BI	Champagne
NORANDEX	PC	Cobblestone
NORANDEX	36	Colonial Grey
NORANDEX	EV	Cream
NORANDEX	30	Cream
NORANDEX	FL	Dune
NORANDEX	JF	Evergreen
NORANDEX	290	Fire Brick
NORANDEX	GI	Granite
NORANDEX	JC	Hazel
NORANDEX	J6	Ivy
NORANDEX	HL	Linen
NORANDEX	ED	Pewter Grey
NORANDEX	100	Russet

Designer Accents Color Matrix for Vinyl Siding Manufacturers

Manufacturer	Mastic Code	Color
NORANDEX	GB	Saddle
NORANDEX	FP	Sand
NORANDEX	BF	Sandstone
NORANDEX	52	Sierra
NORANDEX	02	Silver
NORANDEX	No Close Match	Steel Blue
NORANDEX	53	Tan
NORANDEX	63	Tumbleweed
NORANDEX	ND	Wedgewood
NORANDEX	EN	Wheat
NORANDEX	PW	White
RMC	52	Adobe Clay
RMC	BM	Autumn Taupe
RMC	IF	Canyon Brown
RMC	EA	Charcoal Grey
RMC	EE	Classic Sand
RMC	RG	Concord Green
RMC	D2	Countryside Green
RMC	02	Dove Gray
RMC	PW	Frost White
RMC	T8	Hampton Blue
RMC	A4	Harbor Stone
RMC	E9	Harvest Brown*
RMC	GJ	Heritage Red
RMC	44	Linen
RMC	10	Providence Yellow
RMC	BE	Soft Heather
RMC	49	Summer Wheat
RMC	30	Sunny Maize
RMC	BL	Terra Clay
RMC	ED	Timber Wolfe*
RMC	46	Victorian Slate
RMC	BZ	Vintage Sage
RMC	22	Warm Sandalwood
RMC	GM	Whispering Pine*
RMC	04	White Birch
RMC	BF	Wicker Beige
ROYAL	30	Beige
ROYAL	146 or LA	Blue
ROYAL	GV	Blue Grey
ROYAL	No Close Match	Blue Spruce*
ROYAL	49	Champagne

*Recommended solid color match for a variegated color

Designer Accents Color Matrix for Vinyl Siding Manufacturers

Manufacturer	Mastic Code	Color
ROYAL	BU	Charcoal Gray
ROYAL	GG	Chesapeake Green
ROYAL	EY	Clay
ROYAL	BS	Cocoa
ROYAL	D2	Country Green
ROYAL	JE	Cypress
ROYAL	C3	Driftwood
ROYAL	RE	Espresso
ROYAL	510	Flagstone
ROYAL	X4	Gray
ROYAL	RE	Granite
ROYAL	RG	Green
ROYAL	390	Hampton Blue
ROYAL	EA	Harvard Slate
ROYAL	E0	Heather
ROYAL	E9	Highland Cedar*
ROYAL	IA	Honey Oak
ROYAL	RE	Ironstone
ROYAL	HL	Linen
ROYAL	BH	Meadow Green*
ROYAL	T8	Midnight Surf
ROYAL	BK	Mountain Blue
ROYAL	RF	Natural Cedar
ROYAL	52	Pebble Clay
ROYAL	GJ	Red Cedar*
ROYAL	290	Redwood
ROYAL	290	Rustic Red
ROYAL	EI	Sage
ROYAL	22	Sand
ROYAL	GM	Shamrock
ROYAL	ET	Soft Maple
ROYAL	BI	Sterling
ROYAL	M0	Sunflower
ROYAL	36	Victorian Gray
ROYAL	EV	Vintage Cream
ROYAL	100	Walnut
ROYAL	156 or RD	Wedgewood
ROYAL	PW	White
ROYAL	A7	Wicker
ROYAL	10	Yellow
ROYAL	WGD	Royal Wedgewood
ROYAL	COC	Royal Cocoa

Designer Accents Color Matrix for Vinyl Siding Manufacturers

Manufacturer	Mastic Code	Color
ROYAL	BRK	Royal Bark
ROYAL	IST	Royal Ironstone
VARIFORM	FQ	Adirondack Oak*
VARIFORM	254	Amber
VARIFORM	BQ	Appalachian Chestnut *
VARIFORM	EX	Autumn Beige
VARIFORM	145	Bayou
VARIFORM	100	Briarwood
VARIFORM	100	Cabin Cedar*
VARIFORM	100	Catskill Maple*
VARIFORM	30	Classic Cream
VARIFORM	090	Coastal Blue
VARIFORM	ED	Cottage Gray*
VARIFORM	63	Delray Sand
VARIFORM	PW	Dover White
VARIFORM	ED	Flint
VARIFORM	02	Georgian Gray
VARIFORM	260	Hazelnut
VARIFORM	BQ	Hearthstone Brown
VARIFORM	510	Irish Thistle
VARIFORM	090	Ironwood*
VARIFORM	PP	Island Pearl
VARIFORM	IC	Mediterranean Palm
VARIFORM	S7	Mesabi Cherry*
VARIFORM	N5	Musket Brown
VARIFORM	53	Natural Almond
VARIFORM	PC	Northern Oak
VARIFORM	090	Pewter
VARIFORM	ID	Redwood
VARIFORM	170	Sagebrook
VARIFORM	39	Sandtone
VARIFORM	A7	Sandy Tan
VARIFORM	BK	Savannah Blue
VARIFORM	290	Sedona Red
VARIFORM	170	Sierra Mesquite*
VARIFORM	BI	Silver Mist
VARIFORM	511	Spanish Olive
VARIFORM	PC	Stone Mountain Clay
VARIFORM	090	Sycamore*
VARIFORM	IF	Teak
VARIFORM	144	Twilight Shadow
VARIFORM	390	Wedgewood

*Recommended solid color match for a variegated color

Designer Accents Color Matrix for Vinyl Siding Manufacturers

Manufacturer	Mastic Code	Color
VYTEK	30	Antique Ivory
VYTEK	BM	Autumn Ash
VYTEK	E4	Autumn Leaf
VYTEK	10	California Coast
VYTEK	DD	Castle Ridge
VYTEK	PC	Clay
VYTEK	02	Clipper Gray
VYTEK	49	Country Almond
VYTEK	N5	Dark Brown
VYTEK	53	Desert
VYTEK	BI	Driftwood
VYTEK	36	Estate Gray
VYTEK	GM	Forest
VYTEK	156 or RD	Harbor
VYTEK	EP	Horizon Blue
VYTEK	31	Irish Linen
VYTEK	390	Lakeshore Blue
VYTEK	GJ	Redwood
VYTEK	BN	Sage Green
VYTEK	PC	Sand
VYTEK	100	Shoreline
VYTEK	FJ	Sierra Brown
VYTEK	RE	Smokestone
VYTEK	GP	Spring Meadow
VYTEK	EA	Storm
VYTEK	510	Tundra Moss
VYTEK	FN	Twilight Gray
VYTEK	PW	White

The background of the lower half of the page is a photograph of a home's exterior. The wall is covered in grey stone veneer. A wooden door with a white frame is the central focus. On either side of the door are black lantern-style light fixtures. In front of the door are several potted plants, including tall grasses and leafy green plants. To the right, a white pillar is visible. The overall scene is well-lit, suggesting daytime.

> A LEADER IN BUILDING PRODUCTS

Ply Gem has a reputation for innovation and a proven record of performance. From siding to accessories, our products are reliable, beautiful and backed by industry-leading warranties. That's why for over 70 years homeowners have trusted Ply Gem with all their exterior building needs.

To learn more visit plygem.com



Simple, Natural Beauty.



> To learn more visit plygemstone.com.

 **Ply Gem**[®]
STONE

Trim Sheet

Mastic Home Exteriors Colors

Product Code/Description	Color Code	Color on Front	Color on Back
TS24	04	White	White
Smooth	53	Almond	White
24" Trim Sheet	E9	American Walnut	White
(Coated two sides)	E8	Aspen Grey	White
Finish: Alumalure 2000®	IA	Autumn Gold	White
Nominal .019 Thick	251	Autumn Harvest	White
Length: 50'	33	Black	White
1 Roll/Ctn.	147	Brandy Wood	White
25 Lbs./Ctn.	31	Cameo	White
<i>Note: All colors are solid</i>	36	Cape Cod Grey	White
	80	Charcoal Grey	White
	30	Classic Cream	White
	10	Colonial Yellow	White
	135	Copper Penny	White
	210	Corn Silk	White
	JS	Dark Bronze	White
	090	Deep Granite	White
	22	Desert Sand	White
	390	English Wedgewood	White
	17	Everest	White
	70	Evergreen	White
	E6	Glacier Blue	White
	35	Harbor Grey	White
	IG	Hazelwood	White
	AO	Jefferson Tan	White
	IC	Lakeshore Fern	White
	44	Linen	White
	JN	London Brown	White
	148	Mahogany	White
	144	Misty Shadow	White
	IF	Montana Suede	White
	59	Musket Brown	White
	52	Natural Cedar	White
	156	Natural Slate	White
	146	Newport Bay	White
	52	Pebblestone Clay	White
	IB	Portsmouth Blue	White
	170	Quiet Willow	White
	149	Red Brick	White
	E9	Red Cedar	White
	62	Royal Brown	White
	100	Rugged Canyon	White
	290	Russet Red	White
	18	Sage	White
	39	Sandtone	White
	510	Scottish Thistle	White
	02	Silver Grey	White
	34	Terra Bronze	White
	ID	Terra Cotta	White
	275	Timberstone	White
	511	Tuscan Olive	White
	36	Victorian Grey	White
	252	Vineyard Grove	White
	A7	Wicker	White
	E4	Woodland Green	White
	276	Window Almond	Window White
	09	Window Bronze	White
	275	Window Brown	Window White
	274	Window White	Window White

*Colors indicated with an asterisk are not available in PVC coated.

Trim Sheet

Mastic Home Exteriors Colors

Window Color Reference

Window Manufacturer	Color Name	Matching MHE Trim
General Windows	Window White/Window White	TS24 274, S24 274
General Windows	Window Almond/Window White	TS24 276, S24 276
General Windows	Window Bronze/White	TS24 09
General Windows	Window Brown/Window White	TS24 275, S24 275
Andersen	Autumn Beige	S24 YP
Andersen	Canvas	TS24 31
Andersen	Cocoa Bean	*TS24 P3
Andersen	Dark Bronze	*TS24 09
Andersen	Forest	S24 262
Andersen	Sandtone	TS24 A0
Andersen	Terratone	*TS24 AP2
Andersen	White	TS24 04
Marvin	Arctic White	TS24 274
Marvin	Bahama Brown	TS24 62
Marvin	Black	TS24 33
Marvin	Bronze	*TS24 09
Marvin	Cadet Gray	WC24 Y0
Marvin	Cashmere	TS24 A7
Marvin	Coconut Cream	TS24 31
Marvin	*Copper	TS24 135
Marvin	Desert Beige	S24 22
Marvin	Evergreen	SCR24 DP
Marvin	French Vanilla	*TS24 591
Marvin	Pebble Gray	SHL24 160
Marvin	Sherwood Green	TS24 70
Marvin	Sierra White	*S24 A8
Marvin	Stone White	TS24 04
Marvin	White	TS24 04
Marvin	Wineberry	TS24 755
Pella	Black	*TS24 33
Pella	Brown	TS24 JS
Pella	Poplar White	*TS24 APP
Pella	Putty	*TS24 APQ
Pella	Tan	*TS24 PT
Ply Gem	Adobe Clay (vinyl)	WC24 A5
Ply Gem	Almond (BS)	SCR24 CH
Ply Gem	Beige (vinyl)	SCR24 CH
Ply Gem	Black (Mira)	*TS24 33
Ply Gem	Bronze (aluminum)	*TS24 09
Ply Gem	Camel/Beige	TS24 WY
Ply Gem	Clay	TS24 62
Ply Gem	Cottage Red (Mira)	*TS24 755
Ply Gem	Dark Bronze (Mira)	*TS24 09
Ply Gem	Earthtone	TS24 WU
Ply Gem	Ivory (Mira)	*TS24 APP
Ply Gem	Sandstone	TS24 WV
Ply Gem	White (all vinyl extrusions except BS1100)	TS24 04
Ply Gem	White (BS1100)	TS24 274
Ply Gem	White (Mira)	TS24 04
Simonton	Tan	TS24 276
Simonton	White	TS24 04

*Colors indicated with an asterisk are not available in PVC coated.

The listed products are "best available" match and must be customer approved using a sample.

Trim Sheet

Mastic Home Exteriors Colors

Product Code/Description	Color Code	Color on Front	Color on Back
TS24TX PVC Texture Coated 24" Trim Sheet (Coated one side) Finish: PVC Textured Nominal .019 Thick Length: 50' 1 Roll/Ctn. 27.5 Lbs./Ctn. <i>Note: The PVC texture finish has less woodgrain definition than striation.</i>	WX	Window White	
TS24150 Smooth 24" Trim Sheet (Coated two sides) Finish: AlumaLure 2000® Nominal .019 Thick Length: 150' 1 Roll/Ctn. 74 Lbs./Ctn.	04	White	White
TS24024 Smooth 24" Ultra TS® (Coated two sides) Finish: AlumaLure 2000® Nominal .024 Thick Length: 50' 1 Roll/Ctn. 33.2 Lbs./Ctn.	04 53 33 44 59 52 62 A7	White Almond Black Linen Musket Brown Pebblestone Clay Royal Brown Wicker	White White White White White White White White
TS24024T PVC Coated 24" Ultra TS® (Coated one side) Finish: PVC Striated Nominal .024 Thick Length: 50' 1 Roll/Ctn. 35.5 Lbs./Ctn.	04 59	White Musket Brown	

Notes:

Trim Sheet

Mastic Home Exteriors Colors

Product Code/Description	Color Code	Color on Front	Color on Back
TS14	04	White	White
Smooth	59	Musket Brown	White
14" Trim Sheet			
(Coated two sides)			
Finish: Alupalure 2000®			
Nominal .019 Thick			
Length: 50'			
1 Roll/Ctn.			
15 Lbs./Ctn.			

Notes:

Trim Sheet

CertainTeed Colors

Product Code/Description	Color Code	Color on Front	Color on Back
WC24	A2	Colonial White	White
Smooth	WF	Arbor Blend	White
24" Trim Sheet	WC	*Arctic Blend	White
CertainTeed Colors	347	*Autumn Red	White
(Coated two sides)	AY	Autumn Yellow	White
Finish: AlumaLure 2000®	BU	Buckskin	White
Nominal .019 Thick	WB	*Canyon Blend	White
Length: 50'	090	Charcoal Gray	White
1 Roll/Ctn.	K2	Cypress	White
24.6 Lbs./Ctn.	R3	Desert Tan	White
	RA	Flagstone	White
	346	*Forest	White
	CF	*Frontier Blend	White
	A4	Glacier Blend	White
	S2	Granite Gray	White
	344	*Green Tea	White
	348	*Hearthstone	White
	A9	Heritage Cream	White
	C3	Herringbone	White
	T6	Ivy Green	White
	N5	Light Maple	White
	K6	*Linen	White
	CD	Meadow Blend	White
	A5	Natural Clay	White
	A6	Oxford Blue	White
	T8	Pacific Blue	White
	T7	Sable Brown	White
	AS	*Sandpiper	White
	R5	Sandstone Beige	White
	R1	Savannah Wicker	White
	510	*Seagrass	White
	S5	Silver Ash	White
	A2	*Snow	White
	345	*Spruce	White
	A4	Sterling Gray	White
	AT	*Suede	White
	ID	Terra Cotta	White
	A5	Timber Blend	White
	C1	Warm Sand	White
	WE	Weathered Blend	White

Other Colors: minimum order required

**Colors indicated with an asterisk are not available in PVC coated.*

Notes:

Trim Coil

Mastic Home Exteriors Colors

Product Code/Description	Color Code	Color on Front	Color on Back	Color Code	Color on Front	Color on Back
S24 Smooth 24" Trim Coil (Coated two sides) Finish: AlumaLure 2000® Nominal .019 Thick Length: 50' 1 Roll/Ctn. 24.6 Lbs./Ctn.	04	White	White	JN	London Brown	White
	53	Almond	White	148	Mahogany	White
	224	Antique Ivory	White	144	Misty Shadow	White
	251	Autumn Harvest	White	IF	Montana Suede	White
	33	Black	White	59	Musket Brown	White
	BM	Black	Musket Brown	156	Natural Slate	White
	BR	Black	Royal Brown	146	Newport Bay	White
	YR	Brandy	White	52	Pebblestone Clay	White
	147	Brandy Wood	White	IB	Portsmouth Blue	White
	09	Bronze	White	170	Quiet Willow	White
	31	Cameo	White	149	Red Brick	White
	80	Charcoal Grey	White	62	Royal Brown	White
	30	Classic Cream	White	100	Rugged Canyon	White
	210	Corn Silk	White	290	Russet Red	White
	JS	Dark Bronze	White	18	Sage	White
	090	Deep Granite	White	39	Sandtone	White
	22	Desert Sand	White	510	Scottish Thistle	White
	390	English Wedgewood	White	02	Silver Grey	White
	17	Everest	White	34	Terra Bronze	White
	70	Evergreen	White	275	Timberstone	White
262	Grecian Green	White	511	Tuscan Olive	White	
35	Harbor Grey	White	228	Tuxedo Gray	White	
AO	Jefferson Tan	White	36	Victorian Grey	White	
IC	Lakeshore Fern	White	252	Vineyard Grove	White	
44	Linen	White	A7	Wicker	White	
<i>*Colors indicated with an asterisk are not available in PVC coated.</i>						
S24150 Smooth 24" Trim Coil	Finish: AlumaLure 2000® Nominal .019 Thick Length: 150' 1 Roll/Ctn. 74.3 Lbs./Ctn.			04	White	
				274	Window White	
S24T150 PVC Coated 24" Trim Coil	Nominal .019 Thick Length: 150' 1 Roll/Ctn. 74.3 Lbs./Ctn.			04	White	
				274	Window White	
S24LM Low Mar 24" Trim Coil	Finish: Textured Polymer Nominal .019 Thick Length: 50' 1 Roll/Ctn. 24.5 Lbs./Ctn.			04	White	
				53	Almond	
S24W Woodgrain Emboss 24" Trim Coil	Finish: AlumaLure 2000® Nominal .019 Thick Length: 50' 1 Roll/Ctn. 24.5 Lbs./Ctn.			33	Black	
				59	Musket Brown	
S14 Smooth 14" Trim Coil (Coated two sides)	Finish: AlumaLure 2000® Nominal .019 Thick Length: 50' 1 Roll/Ctn. 14.4 Lbs./Ctn.			52	Pebblestone Clay	
				34	Terra Bronze	
				A7	Wicker	
				04	White	White
				BM	Black	Musket Brown
				BR	Black	Royal Brown

Trim Coil

Exterior Portfolio/Crane Colors

Product Code/Description	Color Code	Color on Front	Color on Back
SCR24 Smooth 24" Trim Coil Crane Colors (Coated two sides) Finish: Alumalure 2000® Nominal .019 Thick Length: 50' 1 Roll/Ctn. 24.6 Lbs./Ctn.	CV	Aspen White	White
	CY	Bone	White
	DQ	Cabin	White
	CT	Clay	White
	CH	Country Beige	White
	DS	Cypress	White
	IA	Desert	White
	CZ	Driftwood	White
	711	Espresso	White
	DK	Graphite	White
	CJ	Graystone	White
	CI	Harbor Blue	White
	BU	Honey Oak	White
	DV	Ivory	White
	DN	Lighthouse Red	White
	CX	Mocha	White
	ID	Nutmeg	White
	IC	Olive	White
	CU	Pearl	White
	SCR24T PVC Coated 24" Trim Coil Crane Colors (Coated one side) Finish: PVC Striated Nominal .019 Thick Length: 50' 1 Roll/Ctn. 26.2 Lbs./Ctn.	DM	Regatta
CW		Rye	White
DL		Saddle	White
DF		Slate	White
IB		Stratford Blue	White
DT		Wheat	White

Other Colors: minimum order required

**Colors indicated with an asterisk are not available in PVC coated.*

Notes:

Trim Coil

Heartland Colors

Product Code/Description	Color Code	Color on Front	Color on Back
SHL24	H9	White	White
Smooth	H1	Almond	White
24" Trim Coil	L1	Antique White	White
Heartland Colors	170	Aspen	White
(Coated two sides)	HG	Birchwood	White
Finish: AlumaLure 2000®	GK	*Camel	White
Nominal .019 Thick	100	Canyon	White
Length: 50'	39	Chateau	White
1 Roll/Ctn.	H4	Clay	White
24.6 Lbs./Ctn.	H5	Cream	White
	090	Granite	White
	H7	Gray	White
	HL	Linen	White
	K6	Mist	White
	CF	*Mocha	White
	T2	Mountain Berry	White
	G9	Pewter	White
	E8	*Prairie	White
	K2	Sage	White
	HH	Sand	White
	H8	Sandalwood	White
	K7	Sienna	White
	160	*Stone	White
SHL24T			
PVC Coated			
24" Trim Coil			
(Coated one side)			
Finish: PVC Striated			
Nominal .019 Thick			
Length: 50'			
1 Roll/Ctn.			
26.2 Lbs./Ctn.			

Other Colors: minimum order required

**Colors indicated with an asterisk are not available in PVC coated.*

Notes:

Trim Coil

James Hardie Colors

Product Code/Description	Color Code	Color on Front	Color on Back
SJH24	643	*Aged Pewter	White
Smooth	9A	Alpine Frost	White
24" Trim Coil	9B	Arctic White	White
James Hardie	620	Autumn Tan	White
Colors	9D	Boothbay Blue	White
(Coated two sides)	621	*Chestnut Brown	White
Finish: AlumaLure 2000®	238	Cobble Stone	White
Nominal .019 Thick	622	*Countrylane Red	White
Length: 50'	627	*Deep Ocean	White
1 Roll/Ctn.	623	Evening Blue	White
24.6 Lbs./Ctn.	346	*Forest Pine	White
	628	*Gray Slate	White
	573	Heathered Moss	White
	624	*Iron Gray	White
	625	Khaki Brown	White
	9N	Light Mist	White
	259	Monterey Taupe	White
SJH24T	IC	Mountain Sage	White
PVC Coated	574	*Mulberry Wine	White
24" Trim Coil	53	Navajo Beige	White
James Hardie	629	*Night Gray	White
Colors	36	Pearl Gray	White
(Coated two sides)	JN	Pebble Brown	White
Finish: PVC Striated	644	*Rich Espresso	White
Nominal .019 Thick	851	Sail Cloth	White
Length: 50'	297	Sandstone Beige	White
1 Roll/Ctn.	626	Timber Bark	White
26.2 Lbs./Ctn.	9W	Traditional Red	White
	GK	*Winslow Taupe	White
	9X	Woodland Cream	White
	581	Woodstock Brown	White

Other Colors: minimum order required

*Colors indicated with an asterisk are not available in PVC coated.

Notes:

Trim Coil

KP Colors

Product Code/Description	Color Code	Color on Front	Color on Back
SKP24	LH	Almond	White
Smooth	DN	Barn Red	White
24" Trim Coil	210	Camel	White
KP Colors	CW	Canvas	White
(Coated two sides)	LR	Classic Linen	White
Finish: Alumalure 2000®	LJ	Clay	White
Nominal .019 Thick	LV	Cobblestone Wicker	White
Length: 50'	E4	Dusk	White
1 Roll/Ctn.	IG	Forest	White
24.6 Lbs./Ctn.	090	Graphite	White
	LT	Heritage Gray	White
	17	Heron	White
	LM	Khaki	White
	148	Mahogany	White
	T8	Ocean	White
	LS	Prairie Wheat	White
	53	Putty	White
	K2	Sage	White
	LU	Sandstone	White
	LN	Slate	White
	160	*Smoke	White
	ID	Spice	White
	100	Suede	White
	LP	Tan	White
	LQ	White	White
SKP24T			
PVC Coated			
24" Trim Coil			
KP Colors			
(Coated one side)			
Finish: PVC Striated			
Nominal .019 Thick			
Length: 50'			
1 Roll/Ctn.			
26.2 Lbs./Ctn.			

Other Colors: minimum order required

**Colors indicated with an asterisk are not available in PVC coated.*

Notes:

Trim Coil

Mitten Colors

Product Code/Description	Color Code	Color on Front	Color on Back
SMN24 Smooth 24" Trim Coil Mitten Colors (Coated two sides) Finish: Alumalure 2000® Nominal .019 Thick Length: 50' 1 Roll/Ctn. 24.6 Lbs./Ctn.	T8	Annapolis Blue	White
	NE	Bone	White
	CT	Brownstone	White
	148	Chestnut	White
	A5	Clay	White
	573	Cypress	White
	574	Eggplant	White
	585	Flagstone	White
	04	Frost	White
	IC	Grenadier Green	White
	JS	Gunmetal Grey	White
	A7	Hearthstone	White
	30	Ivory	White
	100	Khaki Brown	White
	39	Lite Maple	White
	575	*Muskoka Green	White
	157	*Richmond Red	White
	555	Rockaway Grey	White
	22	Sandcastle	White
	581	Spring Moss	White
583	Stratus	White	
626	Timber Bark	White	

*Colors indicated with an asterisk are not available in PVC coated.

SMN24T
PVC Coated
24" Trim Coil
Mitten Colors
 (Coated two sides)
 Finish: PVC Striated
 Nominal .019 Thick
 Length: 50'
 1 Roll/Ctn.
 26.2 Lbs./Ctn.

SMN24C Smooth 24" Trim Coil Mitten Colors (Coated two sides) Finish: Alumalure 2000® Nominal .021 Thick Length: 30m 1 Roll/Ctn. 58.75 Lbs./Ctn.	569	Amber	White
	565	Ash	White
	570	Aviator Green	White
	568	Burnt Orange	White
	566	Caribou Brown	White
	586	Champagne	White
	572	Coffee Bean	White
	713	Danish Gold	White
	552	Iron Ore	White
	714	Lighthouse Red	White
	577	Rainforest	White
	587	Regatta Blue	White
	578	Saffron	White
	579	Sage	White
	557	Sandalwood	White
	716	Sapphire Blue	White
	580	Satin Grey	White
	558	State	White
	562	Tumblewood Tan	White

Other Colors: minimum order required

Notes:

Trim Coil

Norandex Colors

Product Code/Description	Color Code	Color on Front	Color on Back
SNX24	53	Almond	White
Smooth	31	Beige	White
24" Trim Coil	N20	Cactus	White
Norandex Colors	C3	Champagne	White
(Coated two sides)	N21	Cobblestone	White
Finish: Alupalure 2000®	30	Cream	White
Nominal .019 Thick	N5	Dune	White
Length: 50'	N32	Evergreen	White
1 Roll/Ctn.	N27	Fern	White
24.6 Lbs./Ctn.	DN	Fire Brick	White
	N23	Granite	White
	555	Graphite	White
	N30	Hazel	White
	N31	Ivy	White
	581	Khaki	White
	YT	Linen	White
	T7	Maverick Brown	White
	100	Mocha	White
	N26	Olive	White
	N29	Russet	White
	N33	Saddle	White
	LU	Sand	White
	A7	Sandstone	White
	RA	Seaport	White
	CT	Sierra	White
	O2	Silver	White
	CJ	Smoke	White
	N25	Steel Blue	White
	R3	Tan	White
	625	Tumbleweed	White
	N28	Wedgewood	White
	N22	Wheat	White
	O4	White	White
	AY	Yellow	White

Other Colors: minimum order required

**Colors indicated with an asterisk are not available in PVC coated.*

Notes:

Trim Coil

Vytec Colors

Product Code/Description	Color Code	Color on Front	Color on Back
SVY24	NR	Antique Ivory	White
Smooth	NK	Autumn Ash	White
24" Trim Coil	581	Autumn Leaf	White
Vytec Colors	100	Canyon Ridge	White
(Coated two sides)	CJ	Castle Stone	White
Finish: Alumalure 2000®	NV	Clipper Gray	White
Nominal .019 Thick	NT	Country Almond	White
Length: 50'	NJ	Desert	White
1 Roll/Ctn.	NW	Estate Gray	White
24.6 Lbs./Ctn.	575	*Forest	White
	DF	Harbour	White
	EP	Horizon Blue	White
	NE	Irish Linen	White
	IB	Lakeshore Blue	White
	N5	Maplewood	White
	A7	Natural Sand	White
	DN	*Redwood	White
	CT	Rustic Clay	White
SVY24T	NX	Sage Green	White
PVC Coated	IF	Shoreline	White
24" Trim Coil	NU	Sierra Brown	White
Vytec Colors	DK	Smokestone	White
(Coated one side)	A5	Southwestern Sand	White
Finish: PVC Striated	577	*Spring Meadow	White
Nominal .019 Thick	NY	Storm	White
Length: 50'	NA	Terra Clay	White
1 Roll/Ctn.	579	*Tundra Moss	White
26.2 Lbs./Ctn.	NV	Twilight Gray	White

Other Colors: minimum order required

*Colors indicated with an asterisk are not available in PVC coated.

Notes:

Trim Coil

Mastic Home Exteriors Colors

Product Code/Description	Color Code	Color on Front	Color on Back
EC24	04	White	White
Smooth	BM	Black	Musket Brown
24" Trim Coil	BR	Black	Royal Brown
(Coated two sides)	33	Black	White
Finish: Smooth Polymer	59	Musket Brown	White
Nominal .018 Thick	52	Pebblestone Clay	White
Length: 50'	276	Window Almond	Window White
1 Roll/Ctn.			
23.6 Lbs./Ctn.			

EC24T	04	White	
PVC Coated			
24" Trim Coil			
(Coated one side)			
Finish: PVC Striated			
Nominal .018 Thick			
Length: 50'			
1 Roll/Ctn.			
24 Lbs./Ctn.			

Notes:

Envoy® Aluminum Siding

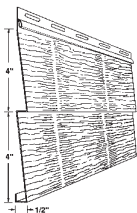
Product Code/Description

Color Availability

4NCR024

Envoy Rustic Double 4" (.024)

Finish: Alupalure 2000®
Nominal .024 Thick
Length: 12' 6"
24 Pcs./Ctn.
2 Sqs./Ctn.
90 Lbs./Ctn.




White
Almond
Charcoal Grey
Desert Sand
Everest
Pebblestone Clay
Rugged Canyon
Sandtone
Victorian Grey
Wicker

5N090024

Envoy Horizon Collection Double 5"

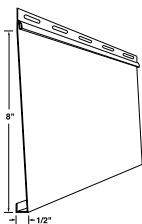
Finish: Alupalure 2000®
Nominal .024 Thick
Length: 12'
20 Pcs./Ctn.
2 Sqs./Ctn.
86 Lbs./Ctn.



8NA

Envoy 8" Smooth

Finish: Alupalure 2000®
Nominal .024 Thick
Length: 12' 6"
24 Pcs./Ctn.
2 Sqs./Ctn.
84 Lbs./Ctn.



White

Notes:

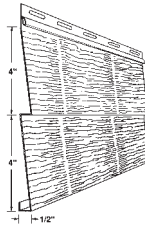
Endurance® Aluminum Siding

Product Code/Description

4NCR

Endurance Rustic Double 4"

Finish: AlumaLure 2000®
Nominal .019 Thick
Length: 12' 6"
24 Pcs./Ctn.
2 Sqs./Ctn.
71 Lbs./Ctn.



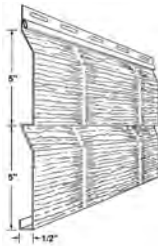
Color Availability

White
Almond
Charcoal Grey
Desert Sand
Everest
Pebblestone Clay
Rugged Canyon
Sandtone
Victorian Grey
Wicker

D5090

Endurance Dutch Oak Double 5" Dutch Lap

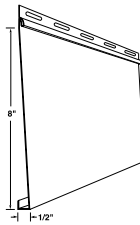
Finish: AlumaLure 2000®
Nominal .019 Thick
Length: 12'
20 Pcs./Ctn.
2 Sqs./Ctn.
67 Lbs./Ctn.



8NA019

Endurance 8" Smooth

Finish: AlumaLure 2000®
Nominal .019 Thick
Length: 12' 6"
24 Pcs./Ctn.
2 Sqs./Ctn.
72 Lbs./Ctn.



White

Notes:

Aluminum Siding Accessories

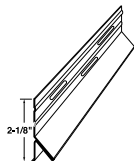
Product Code/Description

Color Availability

1WAP10
Starter Strip

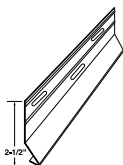
Length: 10' 0"
40 Pcs./Ctn.
27 Lbs./Ctn.

**Required starter strip for
Charleston Beaded and Ovation Beaded.*



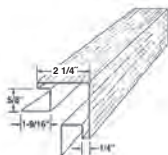
VSS10NS
**Starter Strip Spring
Style**

Length: 10' 0"
50 Pcs./Ctn.
33 Lbs./Ctn.



6N225NCR
**Rustic Outside
Aluminum Corner Post**

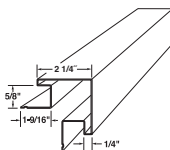
Finish: Alupalure 2000®
Nominal .024 Thick
Length: 10'
10 Pcs./Ctn.
31.7 Lbs./Ctn.



White
Almond
Charcoal Grey
Desert Sand
Everest
Pebblestone Clay
Rugged Canyon
Sandtone
Victorian Grey
Wicker

6N225
**Smooth Outside
Aluminum Corner Post**

Finish: Alupalure 2000®
Nominal .024 Thick
Length: 10'
10 Pcs./Ctn.
31.7 Lbs./Ctn.



White

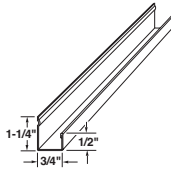
Notes:

Aluminum Siding Accessories

Product Code/Description

2JN2A25
Window Trim "J" Style

Finish: AlumaLure 2000®
 Nominal .019 Thick
 Length: 12' 0"
 25 Pcs./Ctn.
 18.8 Lbs./Ctn.

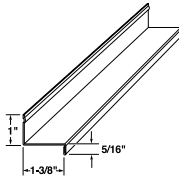


Color Availability

White
 Almond
 Charcoal Grey
 Desert Sand
 Everest
 Pebblestone Clay
 Sandtone
 Victorian Grey

3F
Window Head Flashing

Finish: AlumaLure 2000®
 Nominal .019 Thick
 Length: 12' 6"
 20 Pcs./Ctn.
 16.8 Lbs./Ctn.



White
 Black
 Classic Cream
 Dark Bronze
 Forest
 Jefferson Tan
 Musket Brown
 Pebblestone Clay
 Royal Brown

Rugged Canyon
 Russet Red
 Terra Bronze
 Wicker

Notes:

Envoy® Aluminum Soffit

Product Code/Description

SVG12N20

Envoy
Double 6" Solid
V-Groove Soffit

Finish: Alupalure 2000®

Nominal .019 Thick

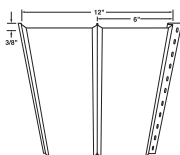
Length: 12'

Exposure: 12"

20 Pcs./Ctn.

240 Sq. Ft./Ctn.

75 Lbs./Ctn.



Color Availability

White
 Almond
 Black
 Cameo
 Charcoal Grey
 Classic Cream
 Dark Bronze
 Desert Sand
 Evergreen
 Harbor Grey
 Jefferson Tan
 Linen
 London Brown
 Montana Suede
 Musket Brown
 Pebblestone Clay
 Royal Brown
 Rugged Canyon
 Russet Red
 Sandtone
 Silver Grey
 Terra Bronze
 Victorian Grey
 Wicker

SVG12V20

Envoy
Double 6" Perforated
V-Groove Soffit

Finish: Alupalure 2000®

Nominal .019 Thick

15 Sq. In. N.F.A./Ft.

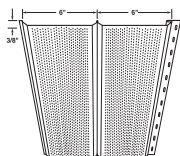
Length: 12'

Exposure: 12"

20 Pcs./Ctn.

240 Sq. Ft./Ctn.

67 Lbs./Ctn.



Notes:

Envoy® Aluminum Soffit

Product Code/Description

Color Availability

SVG6N

Envoy
6" Solid
V-Groove Soffit

Finish: Alupalure 2000®

Nominal .019 Thick

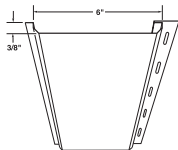
Length: 12'

Exposure: 6"

20 Pcs./Ctn.

120 Sq. Ft./Ctn.

43 Lbs./Ctn.



White
Almond
Charcoal Grey
Evergreen
Musket Brown
Pebblestone Clay
Sandtone
Terra Bronze

SVG6V

Envoy
6" Perforated
V-Groove Soffit

Finish: Alupalure 2000®

Nominal .019 Thick

7.5 Sq. In. N.F.A./Ft.

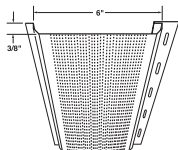
Length: 12'

Exposure: 6"

20 Pcs./Ctn.

120 Sq. Ft./Ctn.

39 Lbs./Ctn.



White

Notes:

Envoy® Aluminum Soffit

Product Code/Description

Color Availability

SAS12219

Envoy
Double 6" Solid
U-Groove Soffit

Finish: Alupalure 2000®

Nominal .019 Thick

Length: 12"

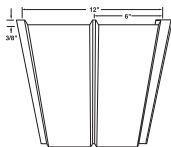
Exposure: 12"

20 Pcs./Ctn.

240 Sq. Ft./Ctn.

76.1 Lbs./Ctn.

White
Musket Brown



LFAS12219

Envoy
Double 6" Lanced
U-Groove Soffit

Finish: Alupalure 2000®

Nominal .019 Thick

10.6 Sq. In. N.F.A./Ft.

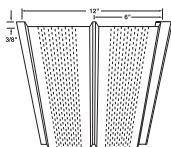
Length: 12"

Exposure: 12"

20 Pcs./Ctn.

240 Sq. Ft./Ctn.

76.1 Lbs./Ctn.



Notes:

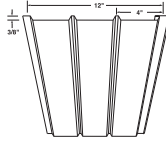
Envoy® Aluminum Soffit

Product Code/Description

SAS12319

Envoy Triple 4" Solid U-Groove Soffit

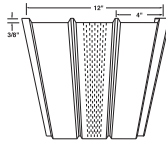
Finish: Alupalure 2000®
Nominal .019 Thick
Length: 12'
Exposure: 12"
20 Pcs./Ctn.
240 Sq. Ft./Ctn.
77.7 Lbs./Ctn.



LCAS12319

Envoy Triple 4" Center Lanced U-Groove Soffit

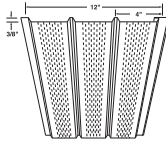
Finish: Alupalure 2000®
Nominal .019 Thick
4.4 Sq. In. N.F.A./Ft.
Length: 12'
Exposure: 12"
20 Pcs./Ctn.
240 Sq. Ft./Ctn.
77.7 Lbs./Ctn.



LFAS12319

Envoy Triple 4" Full Lanced U-Groove Soffit

Finish: Alupalure 2000®
Nominal .019 Thick
13.2 Sq. In. N.F.A./Ft.
Length: 12'
Exposure: 12"
20 Pcs./Ctn.
240 Sq. Ft./Ctn.
77.7 Lbs./Ctn.



Color Availability

White
Almond
Black
Brandy Wood
Cameo
Charcoal Grey
Classic Cream
Dark Bronze
Desert Sand
Everest
Evergreen
Harbor Grey
Jefferson Tan
Linen
London Brown
Mahogany
Montana Suede
Musket Brown
Pebblestone Clay
Royal Brown
Rugged Canyon
Russet Red
Sandtone
Scottish Thistle
Silver Grey
Terra Bronze
Tuscan Olive
Victorian Grey
Wicker

Notes:

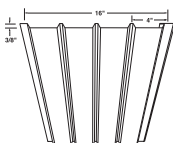
Envoy® Aluminum Soffit

Product Code/Description

SAS16419A

Envoy Quad 4" Solid U-Groove Soffit

Finish: Alupalure 2000®
Nominal .019 Thick
Length: 12'
Exposure: 16"
14 Pcs./Ctn.
220 Sq. Ft./Ctn.
74.2 Lbs./Ctn.



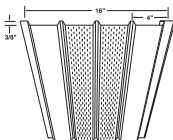
Color Availability

White
Almond
Black
Cameo
Charcoal Grey
Classic Cream
Dark Bronze
Desert Sand
Evergreen
Harbor Grey
Jefferson Tan
Linen
Montana Suede
Musket Brown
Pebblestone Clay
Royal Brown
Rugged Canyon
Russet Red
Sandtone
Silver Grey
Terra Bronze
Victorian Grey
Wicker

LCAS16419A

Envoy Quad 4" Center Lanced U-Groove Soffit

Finish: Alupalure 2000®
Nominal .019 Thick
9.7 Sq. In. N.F.A./Ft.
Length: 12'
Exposure: 16"
14 Pcs./Ctn.
220 Sq. Ft./Ctn.
74.2 Lbs./Ctn.



Notes:

Endurance® Aluminum Soffit

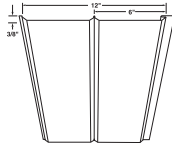
Product Code/Description

Color Availability

SVGN420144

**Endurance
Double 6" Solid
V-Groove Soffit**

Finish: AlumaLure 2000®
Nominal .016 Thick
Length: 12'
Exposure: 12"
20 Pcs./Ctn.
240 Sq Ft./Ctn.
65 Lbs./Ctn.

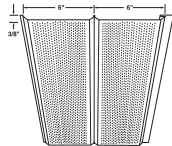


White
Almond
Black
Cameo
Charcoal Grey
Classic Cream
Dark Bronze
Desert Sand
Evergreen
Harbor Grey
Linen
Montana Suede
Musket Brown
Pebblestone Clay
Royal Brown
Russet Red
Sandtone
Silver Grey
Terra Bronze
Victorian Grey
Wicker

SVG420144

**Endurance
Double 6" Perforated
V-Groove Soffit**

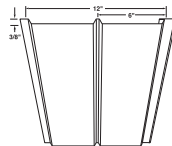
Finish: AlumaLure 2000®
Nominal .016 Thick
15 Sq. In. N.F.A./Ft.
Length: 12'
Exposure: 12"
20 Pcs./Ctn.
59 Sq Ft./Ctn.
59 Lbs./Ctn.



SAS12216

**Endurance
Double 6" Solid
U-Groove Soffit**

Finish: AlumaLure 2000®
Nominal .016 Thick
Length: 12'
Exposure: 12"
20 Pcs./Ctn.
240 Sq Ft./Ctn.
67 Lbs./Ctn.

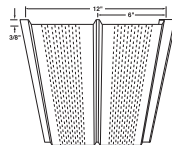


White
Musket Brown

LFAS12216

**Endurance
Double 6" Lanced
U-Groove Soffit**

Finish: AlumaLure 2000®
Nominal .016 Thick
10.6 Sq. In. N.F.A./Ft.
Length: 12'
Exposure: 12"
20 Pcs./Ctn.
240 Sq Ft./Ctn.
67 Lbs./Ctn.



Endurance® Aluminum Soffit

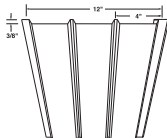
Product Code/Description

Color Availability

SAS12316

Endurance
Triple 4" Solid
U-Groove Soffit

Finish: AlumaLure 2000®
 Nominal .016 Thick
 Length: 12"
 Exposure: 12"
 20 Pcs./Ctn.
 240 Sq Ft./Ctn.
 68 Lbs./Ctn.

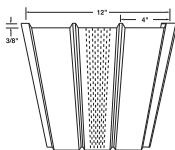


White
 Almond
 Black
 Cameo
 Charcoal Grey
 Classic Cream
 Dark Bronze
 Desert Sand
 Evergreen
 Harbor Grey
 Jefferson Tan
 Linen
 London Brown
 Montana Suede
 Musket Brown
 Pebblestone Clay
 Royal Brown
 Rugged Canyon
 Russet Canyon
 Russet Red
 Sandtone
 Silver Grey
 Terra Bronze
 Victorian Grey
 Wicker

LCAS12316

Endurance
Triple 4" Center Lanced
U-Groove Soffit

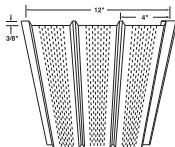
Finish: AlumaLure 2000®
 Nominal .016 Thick
 4.4 Sq. In. N.F.A./Ft.
 Length: 12"
 Exposure: 12"
 20 Pcs./Ctn.
 240 Sq Ft./Ctn.
 69 Lbs./Ctn.



LFAS12316

Endurance
Triple 4" Full Lanced
U-Groove Soffit

Finish: AlumaLure 2000®
 Nominal .016 Thick
 13.2 Sq. In. N.F.A./Ft.
 Length: 12"
 Exposure: 12"
 20 Pcs./Ctn.
 240 Sq Ft./Ctn.
 68 Lbs./Ctn.



Economy Aluminum Soffit

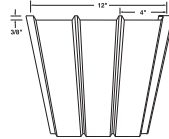
Product Code/Description

Color Availability

SAS12313

**Economy
Triple 4" Solid
U-Groove Soffit**

Finish: AlumaLure 2000®
Nominal .013 Thick
Length: 12"
Exposure: 12"
20 Pcs./Ctn.
240 Sq Ft./Ctn.
56 Lbs./Ctn.

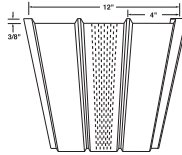


White

LCAS12313

**Economy
Triple 4" Center Lanced
U-Groove Soffit**

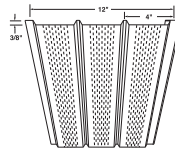
Finish: AlumaLure 2000®
Nominal .013 Thick
4.4 Sq. In. N.F.A./Ft.
Length: 12"
Exposure: 12"
20 Pcs./Ctn.
240 Sq Ft./Ctn.
56 Lbs./Ctn.



LFAS12313

**Economy
Triple 4" Full Lanced
U-Groove Soffit**

Finish: AlumaLure 2000®
Nominal .013 Thick
13.2 Sq. In. N.F.A./Ft.
Length: 12"
Exposure: 12"
20 Pcs./Ctn.
240 Sq Ft./Ctn.
56 Lbs./Ctn.



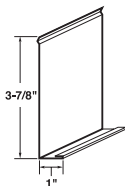
Aluminum Fascia

Product Code/Description

Color Availability

F1C425
Envoy Smooth
4" Fascia Trim

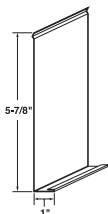
Finish: Alupalure 2000®
 Nominal .024 Thick
 Length: 12'
 25 Pcs./Ctn.
 41 Lbs./Ctn.



White
 Almond
 Black
 Cameo
 Dark Bronze
 Desert Sand
 Evergreen
 Linen
 Montana Suede
 Musket Brown
 Pebblestone Clay
 Royal Brown
 Sandtone
 Terra Bronze
 Wicker

F1C625
Envoy Smooth
6" Fascia Trim

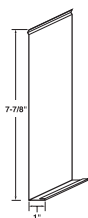
Finish: Alupalure 2000®
 Nominal .024 Thick
 Length: 12'
 25 Pcs./Ctn.
 55 Lbs./Ctn.



White
 Almond
 Black
 Cameo
 Charcoal Grey
 Classic Cream
 Copper Penny
 Dark Bronze
 Desert Sand
 Everest
 Evergreen
 Harbor Grey
 Jefferson Tan
 Linen
 London Brown
 Montana Suede
 Musket Brown
 Pebblestone Clay
 Royal Brown
 Rugged Canyon
 Russet Red
 Sandtone
 Scottish Thistle
 Silver Grey
 Terra Bronze
 Tuscan Olive
 Victorian Grey
 Wicker

F1C825
Envoy Smooth
8" Fascia Trim

Finish: Alupalure 2000®
 Nominal .024 Thick
 Length: 12'
 25 Pcs./Ctn.
 71 Lbs./Ctn.



White
 Almond
 Cameo
 Dark Bronze
 Desert Sand
 Linen
 Musket Brown
 Pebblestone Clay
 Terra Bronze
 Wicker

F1C1025
Envoy Smooth
10" Fascia Trim

Finish: Alupalure 2000®
 Nominal .024 Thick
 Length: 12'
 25 Pcs./Ctn.
 85 Lbs./Ctn.

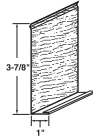


Aluminum Fascia

Product Code/Description

F1C4025
**Envoy Wood Grain Embossed
 4" Fascia Trim**

Finish: Alupalure 2000®
 Nominal .024 Thick
 Length: 12'
 25 Pcs./Ctn.
 41 Lbs./Ctn.




Color Availability

White
 Almond
 Black
 Cameo
 Dark Bronze
 Desert Sand
 Evergreen
 Linen
 Montana Suede
 Musket Brown
 Pebblestone Clay
 Royal Brown
 Sandtone
 Terra Bronze
 Wicker

F1C6025
**Envoy Wood Grain Embossed
 6" Fascia Trim**

Finish: Alupalure 2000®
 Nominal .024 Thick
 Length: 12'
 25 Pcs./Ctn.
 55 Lbs./Ctn.



White
 Almond
 Black
 Cameo
 Charcoal Grey
 Classic Cream
 Dark Bronze
 Desert Sand
 Everest
 Evergreen
 Harbor Grey
 Jefferson Tan
 Linen
 London Brown
 Montana Suede
 Musket Brown
 Pebblestone Clay
 Royal Brown
 Rugged Canyon
 Russet Red
 Sandtone
 Scottish Thistle
 Silver Grey
 Terra Bronze
 Tuscan Olive
 Victorian Grey
 Wicker

F1C8025
**Envoy Wood Grain Embossed
 8" Fascia Trim**


Finish: Alupalure 2000®
 Nominal .024 Thick
 Length: 12'
 25 Pcs./Ctn.
 71 Lbs./Ctn.



White
 Almond
 Cameo
 Dark Bronze
 Desert Sand
 Linen
 Musket Brown
 Pebblestone Clay
 Terra Bronze
 Wicker

F1C10025
**Envoy Wood Grain Embossed
 10" Fascia Trim**

Finish: Alupalure 2000®
 Nominal .024 Thick
 Length: 12'
 25 Pcs./Ctn.
 85 Lbs./Ctn.



White
 Almond
 Cameo
 Dark Bronze
 Desert Sand
 Linen
 Musket Brown
 Pebblestone Clay
 Terra Bronze
 Wicker

Aluminum Fascia

Product Code/Description


Color Availability

F1C6T25

White

**Envoy PVC Coated
6" Fascia Trim**

Finish: PVC Striated
Nominal .024 Thick
Length: 12'
25 Pcs./Ctn.
55 Lbs./Ctn.




F1C8T25

White

**Envoy PVC Coated
8" Fascia Trim**

Finish: PVC Striated
Nominal .024 Thick
Length: 12'
25 Pcs./Ctn.
71 Lbs./Ctn.



Notes:

Aluminum Fascia

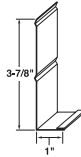
Product Code/Description

Color Availability

F1C4SR02425

Envoy Ribbed 4" Fascia Trim

Finish: AlumaLure 2000®
Nominal .024 Thick
Length: 12'
25 Pcs./Ctn.
41 Lbs./Ctn.



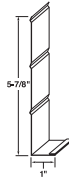
White
Almond
Black
Cameo
Dark Bronze
Desert Sand
Evergreen
Linen
Montana Suede
Musket Brown
Pebblestone Clay

Royal Brown
Sandtone
Terra Bronze
Wicker

F1C6SR02425

Envoy Ribbed 6" Fascia Trim

Finish: AlumaLure 2000®
Nominal .024 Thick
Length: 12'
25 Pcs./Ctn.
55 Lbs./Ctn.

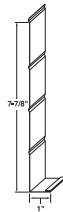


White
Almond
Black
Cameo
Charcoal Grey
Classic Cream
Copper Penny
Dark Bronze
Desert Sand
Everest
Evergreen
Harbor Grey
Jefferson Tan
Linen
London Brown
Montana Suede
Musket Brown
Pebblestone Clay
Royal Brown
Rugged Canyon
Russet Red
Sandtone
Scottish Thistle
Silver Grey
Terra Bronze
Tuscan Olive
Victorian Grey
Wicker

F1C8SR02425

Envoy Ribbed 8" Fascia Trim

Finish: AlumaLure 2000®
Nominal .024 Thick
Length: 12'
25 Pcs./Ctn.
71 Lbs./Ctn.

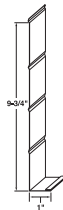


White
Almond
Cameo
Dark Bronze
Desert Sand
Linen
Musket Brown
Pebblestone Clay
Terra Bronze
Wicker

F1C10SR02425

Envoy Ribbed 10" Fascia Trim

Finish: AlumaLure 2000®
Nominal .024 Thick
Length: 12'
25 Pcs./Ctn.
85 Lbs./Ctn.



Aluminum Fascia

Product Code/Description

Color Availability

FC4SR

4" Fascia

Smooth Ribbed Hemmed

Finish: Two-Coat Acrylic

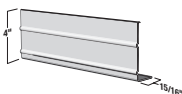
Nominal .024 Thick

Length: 12'

25 Pcs./Ctn.

300 Lf./Ctn.

39 Lbs./Ctn.



White
Almond
Black
Dark Bronze
Desert Sand
Musket Brown
Royal Brown
Terra Bronze
Wicker

FC6SR

6" Fascia

Smooth Ribbed Hemmed

Finish: Two-Coat Acrylic

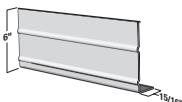
Nominal .024 Thick

Length: 12'

25 Pcs./Ctn.

300 Lf./Ctn.

53.1 Lbs./Ctn.



White
Almond
Black
Classic Cream
Dark Bronze
Desert Sand
Evergreen
Jefferson Tan
Musket Brown
Montana Suede
Pebblestone Clay
Royal Brown
Rugged Canyon
Sandtone
Scottish Thistle
Tuscan Olive
Terra Bronze
Wicker

FC8SR

8" Fascia

Smooth Ribbed Hemmed

Finish: Two-Coat Acrylic


Nominal .024 Thick

Length: 12'

25 Pcs./Ctn.

300 Lf./Ctn.

69 Lbs./Ctn.



White
Almond
Dark Bronze
Desert Sand
Musket Brown
Terra Bronze
Wicker

FC10SR

10" Fascia

Smooth Ribbed Hemmed

Finish: Two-Coat Acrylic

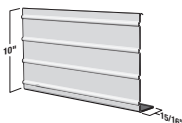
Nominal .024 Thick

Length: 12'

25 Pcs./Ctn.

300 Lf./Ctn.

83 Lbs./Ctn.



Notes:

Aluminum Fascia

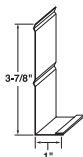
Product Code/Description

Color Availability

F1C4SR25

Endurance Ribbed 4" Fascia Trim

Finish: AlumaLure 2000®
Nominal .019 Thick
Length: 12'
25 Pcs./Ctn.
35 Lbs./Ctn.

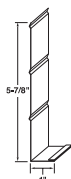


White
Almond
Cameo
Dark Bronze
Desert Sand
Linen
Musket Brown
Pebblestone Clay
Royal Brown
Terra Bronze
Wicker

F1C6SR25

Endurance Ribbed 6" Fascia Trim

Finish: AlumaLure 2000®
Nominal .019 Thick
Length: 12'
25 Pcs./Ctn.
47 Lbs./Ctn.



White
Almond
Black
Cameo
Charcoal Grey
Classic Cream
Dark Bronze
Desert Sand
Evergreen
Jefferson Tan
Linen
Montana Suede
Musket Brown
Pebblestone Clay
Royal Brown
Rugged Canyon
Russet Red
Sandtone
Terra Bronze
Wicker

F1C8SR25

Endurance Ribbed 8" Fascia Trim

Finish: AlumaLure 2000®
Nominal .019 Thick
Length: 12'
25 Pcs./Ctn.
59 Lbs./Ctn.



White
Almond
Cameo
Dark Bronze
Desert Sand
Musket Brown
Pebblestone Clay
Terra Bronze
Wicker

F1C10SR25

Endurance Ribbed 10" Fascia Trim

Finish: AlumaLure 2000®
Nominal .019 Thick
Length: 12'
25 Pcs./Ctn.
72 Lbs./Ctn.

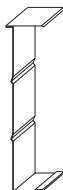


White
Almond
Classic Cream
Wicker

GRT6SR12

Gable Rake 6" Fascia Trim

Finish: AlumaLure 2000®
Nominal .019 Thick
Length: 12'
12 Pcs./Ctn.
27 Lbs./Ctn.



White
Almond
Classic Cream
Wicker

Aluminum Soffit and Fascia Accessories

Product Code/Description

Color Availability

4APN20

General Purpose Trim

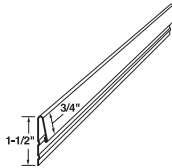
Finish: Alumalure 2000®

Nominal .019 Thick

Length: 12' 6"

20 Pcs./Ctn.

14.3 Lbs./Ctn.



White
Almond
Black
Cameo
Charcoal Grey
Classic Cream
Dark Bronze
Desert Sand
Evergreen
Linen
Montana Suede

Musket Brown
Pebblestone Clay
Royal Brown
Rugged Canyon
Russet Red
Sandtone
Terra Bronze
Tuscan Olive
Victorian Grey
Wicker

GT2125

Gable Trim

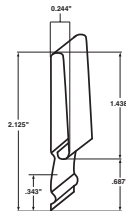
Finish: Alumalure 2000®

Nominal .019 Thick

Length: 12' 1"

20 Pcs./Ctn.

34 Lbs./Ctn.



White
Black
Classic Cream
Dark Bronze
Evergreen

Musket Brown
Royal Brown
Rugged Canyon
Terra Bronze
Wicker

F338S

Quarter Round Molding - 3/8"

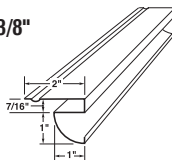
Finish: Alumalure 2000®

Nominal .019 Thick

Length: 12' 1"

24 Pcs./Ctn.

34 Lbs./Ctn.



White
Musket Brown

F438

"J" Channel - 3/8"

1" Face, Offset

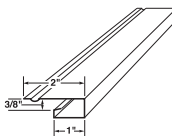
Finish: Alumalure 2000®

Nominal .019 Thick

Length: 12' 1"

40 Pcs./Ctn.

42 Lbs./Ctn.



White
Almond
Black
Cameo
Charcoal Grey
Classic Cream
Dark Bronze
Desert Sand
Evergreen
Harbor Grey
Jefferson Tan
Linen
Montana Suede

Musket Brown
Pebblestone Clay
Royal Brown
Rugged Canyon
Russet Red
Sandtone
Silver Grey
Terra Bronze
Victorian Grey
Wicker

F438425

"J" Channel - 3/8"

3/4" Face

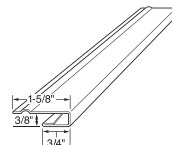
Finish: Alumalure 2000®

Nominal .016 Thick

Length: 12' 0"

25 Pcs./Ctn.

19 Lbs./Ctn.



White
Almond
Black
Brandy Wood
Cameo
Charcoal Grey
Classic Cream
Dark Bronze
Desert Sand
Everest
Evergreen
Harbor Grey
Jefferson Tan
Linen
London Brown

Mahogany
Montana Suede
Musket Brown
Pebblestone Clay
Royal Brown
Rugged Canyon
Russet Red
Sandtone
Scottish Thistle
Silver Grey
Terra Bronze
Tuscan Olive
Victorian Grey
Wicker

Use: 3/8" Soffit

Aluminum Soffit and Fascia Accessories

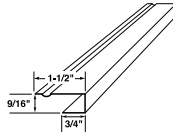
Product Code/Description

SJ1625

"J" Channel - 1/2" 3/4" Face

Finish: Alumalure 2000®
Nominal .016 Thick
Length: 12' 0"
25 Pcs./Ctn.
18 Lbs./Ctn.

Use: 1/2" Soffit



Color Availability

White
Almond
Black
Cameo
Classic Cream
Dark Bronze
Desert Sand
Evergreen
Linen
Musket Brown
Pebblestone Clay
Royal Brown

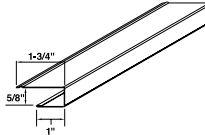
Rugged Canyon
Sandtone
Silver Grey
Terra Bronze
Wicker

58ALJ25

J-Channel - 5/8" 1" Face

Finish: Alumalure 2000®
Nominal .019 Thick
Length: 12'
25 Pcs./Ctn.
22.5 Lbs./Ctn.

Note: For use with 5/8" vinyl soffit



White
Almond
Cameo
Charcoal Grey
Classic Cream
Desert Sand
Everest
Harbor Grey
Linen
Montana Suede
Musket Brown
Pebblestone Clay

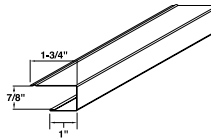
Rugged Canyon
Sandtone
Silver Grey
Victorian Grey
Wicker

78ALJ25

J-Channel - 7/8"

Finish: Alumalure 2000®
Nominal .019" Thick
Length: 12' 0"
25 Pcs./Ctn.
26 Lbs./Ctn.

Note: For use with 5/8" or 3/4" vinyl siding & soffit.



White
Almond
Cameo
Classic Cream
Desert Sand
Linen
Montana Suede
Pebblestone Clay
Sandtone
Wicker

Notes:

Aluminum Soffit and Fascia Accessories

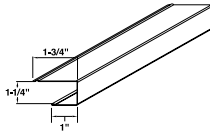
Product Code/Description

Color Availability

125ALJ25

J-Channel - 1-1/4"

Finish: Alupalure 2000®
Nominal .019 Thick
Length: 12' 0"
25 Pcs./Ctn.
45 Lbs./Ctn.



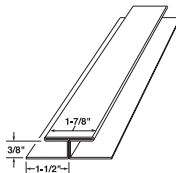
White

Note: For use with Structure Home Insulation System™.

SAT38

"T" Channel - 3/8" 1 7/8" Face

Finish: Alupalure 2000®
Nominal .019 Thick
Length: 10'
10 Pcs./Ctn.
20 Lbs./Ctn.



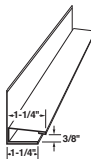
White
Almond
Black
Cameo
Classic Cream
Dark Bronze
Desert Sand
Evergreen
Jefferson Tan
Linen

Montana Suede
Musket Brown
Pebblestone Clay
Royal Brown
Rugged Canyon
Sandtone
Silver Grey
Terra Bronze
Wicker

F8S25

"F" Channel - 3/8" 1 1/4" Face

Finish: Alupalure 2000®
Nominal .019 Thick
Length: 12'
25 Pcs./Ctn.
37 Lbs./Ctn.



White
Almond
Black
Brandy Wood
Cameo
Charcoal Grey
Classic Cream
Dark Bronze
Desert Sand
Everest
Evergreen
Harbor Grey
Jefferson Tan
Linen
London Brown

Mahogany
Montana Suede
Musket Brown
Pebblestone Clay
Royal Brown
Rugged Canyon
Russet Red
Sandtone
Scottish Thistle
Silver Grey
Terra Bronze
Tuscan Olive
Victorian Grey
Wicker

Use: 3/8" Soffit

Notes:

Aluminum Soffit and Fascia Accessories

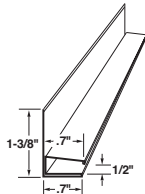
Product Code/Description

Color Availability

F12
**"F" Channel - 1/2"
 5/8" Face**

Finish: Alupalure 2000®
 Nominal .016 Thick
 Length: 12' 0"
 25 Pcs./Ctn.
 20 Lbs./Ctn.

Use: 1/2" Soffit

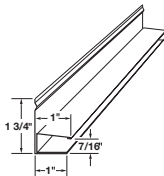


White
 Musket Brown

SF1625
**"F" Channel - 1/2"
 1" Face**

Finish: Alupalure 2000®
 Nominal .019 Thick
 Length: 12'
 25 Pcs./Ctn.
 37 Lbs./Ctn.

Use: 1/2" Soffit

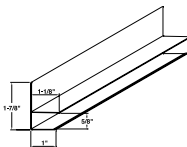


White
 Almond
 Cameo
 Desert Sand
 Linen
 Musket Brown
 Pebblestone Clay
 Royal Brown
 Sandtone
 Silver Grey
 Terra Bronze
 Wicker

SF58
**"F" Channel - 5/8"
 1" Face**

Finish: Alupalure 2000®
 Nominal .019 Thick
 Length: 12' 1"
 24 Pcs./Ctn.
 38 Lbs./Ctn.

For use with 5/8" Vinyl Soffit



White
 Almond
 Cameo
 Pebblestone Clay
 Wicker

Aluminum Soffit and Fascia Accessories

Product Code/Description

WBTU

Touch-Up Paint

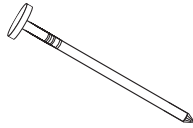
(Bottled with brush)
1 Oz./Plastic Bottles
6/Ctn.
0.9 Lb./Ctn.



TN1250

#15 Stainless Steel Trim Nails - 1-1/4"

1 Lb./Ctn.



Color Availability

White	Misty Shadow
Almond	Montana Suede
Autumn Harvest	Musket Brown
Black	Natural Slate
Bronze	Newport Bay
Brandy Wood	Pebblestone Clay
Cameo	Quiet Willow
Charcoal Grey	Red Brick
Classic Cream	Royal Brown
Copper Penny	Rugged Canyon
Corn Silk	Russet Red
Desert Sand	Sandtone
Everest	Scottish Thistle
Evergreen	Silver Grey
English Wedgewood	Terra Bronze
Harbor Grey	Tuscan Olive
Jefferson Tan	Victorian Grey
Linen	Vineyard Grove
London Brown	Wicker
Mahogany	

Notes:

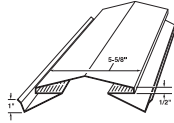
Roof & Eave Ventilation Products

Product Code/Description

Color Availability

VAR
Vent-A-Ridge®

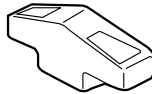
Aluminum
Length: 10'
12 Pcs./Ctn.
18 Sq. In. Net Free
Ventilation/Lin. Ft.
52 Lbs./Ctn.



White
Black
Musket Brown

VAREP36
End Plug for VAR

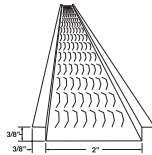
Solid Polymer
36 Pcs./Ctn.
5 Lbs./Ctn.



Black

VAS70
Vent-A-Strip (Model 70)

Aluminum
Length: 8'
36 Pcs./Ctn.
8.8 Sq. In. Net Free
Ventilation/Lin. Ft.
29 Lbs./Ctn.

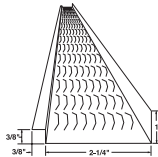


Mill

White
Musket Brown

VAS79
Vent-A-Strip (Model 79)

Aluminum
Length: 8'
36 Pcs./Ctn.
9.9 Sq. In. Net Free
Ventilation/Lin. Ft.
33 Lbs./Ctn.



Notes:

Gutter Coil

Description	Product Code	Thickness (nominal)	Width	Nominal Length	Target Coil Weight (+/-50 Lbs.)	Ft./Lb. Conversion	Color Availability
Gutter Coil One-Side Finish Coat 16" Center I.D.	GC11750	.027	11.750"	950	350	2.713	30° White (Medium Gloss)
	GC1175032	.032	11.750"	825	350	2.36	80° White (High Gloss)
	GC11875	.027	11.875"	940	350	2.684	Almond
	GC1187532	.032	11.875"	820	350	2.306	Black
	*GC1300032	.032	13.000"	750	350	2.133	Cameo
	GC15000	.027	15.000"	750	350	2.125	Charcoal Grey
	GC1500032	.032	15.000"	650	350	1.849	Classic Cream



Expanded Colors

Product Code	Thickness (nominal)	Width	Minimum Length	Typical Coil Weight	
SR1175032	.032	11.750"	150	63.6	London Brown
SR11875032	.032	11.875"	150	64.2	Montana Suede
SR1300032	.032	13.000"	150	70.3	Musket Brown
SR1500032	.032	15.000"	100	54.8	Pebblestone Clay

Extended Lead Time Colors

Available only in .032" standard and short roll

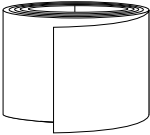
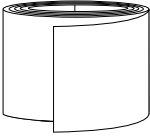
**13" Gutter Coil not available in Extended Lead Time Colors.*

Autumn Harvest	Misty Shadow
Copper Penny	Mountain Blue
Deep Granite	Quiet Willow
Everest	Scottish Thistle
Harbor Grey	Tuscan Olive

Notes:

Downspout Coil

Description	Product Code	Thickness (nominal)	Width	Weight Target (Lbs.)	Color Availability
2 x 3 Downspout Coil 16" Center I.D.	DC10500	.019	10.500"	(±75) 750	30° White (Medium Gloss) 80° White (High Gloss) Almond Black Cameo Charcoal Grey Classic Cream Dark Bronze Desert Sand Evergreen Jefferson Tan Linen London Brown Montana Suede Musket Brown Pebblestone Clay Royal Brown Russet Red Sandtone Terra Bronze Victorian Grey Wicker
3 x 4 Downspout Coil 16" Center I.D.	DC13750 DC1375500	.019	13.750"	(±75) 1000 500	



Notes:

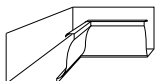
Gutter Accessories

Product Code/Description

IBM5

5" Inside Box Miter

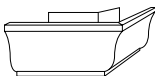
Nominal .019 Thick
20 Pcs./Ctn.
8 Lbs./Ctn.



OBM5

5" Outside Box Miter

Nominal .019 Thick
20 Pcs./Ctn.
8 Lbs./Ctn.



ISM5

5" Inside Strip Miter

Nominal .032 Thick
20 Pcs./Ctn.
2.2 Lbs./Ctn.



OSM5

5" Outside Strip Miter

Nominal .032 Thick
20 Pcs./Ctn.
2.3 Lbs./Ctn.



Color Availability

30° White
(Medium Gloss)
80° White
(High Gloss)
Almond
Autumn Harvest
Black
Cameo
Charcoal Grey
Classic Cream
Copper Penny
Dark Bronze
Deep Granite
Desert Sand
English Wedgewood
Everest
Evergreen
Harbor Grey
Jefferson Tan
Linen
London Brown
Misty Shadow
Montana Suede
Mountain Blue
Musket Brown
Pebblestone Clay
Quiet Willow
Royal Brown
Rugged Canyon
Russet Red
Sandtone
Scottish Thistle
Silver Grey
Terra Bronze
Tuscan Olive
Victorian Grey
Wicker

Notes:

Gutter Accessories

Product Code/Description

ISBAY5
5" Inside 45° Bay Miter

Nominal .032 Thick
 12 Pcs./Ctn.
 1.1 Lbs./Ctn.



OSBAY5
5" Outside 45° Bay Miter

Nominal .032 Thick
 12 Pcs./Ctn.
 1.1 Lbs./Ctn.




EC5L
5" Left End Caps

Nominal .019 Thick
 50 Pcs./Ctn.
 2.6 Lbs./Ctn.



EC5R
5" Right End Caps

Nominal .019 Thick
 50 Pcs./Ctn.
 2.6 Lbs./Ctn.



Color Availability

30° White
 (Medium Gloss/Paintable)
 80° White
 (High Gloss)

30° White
 (Medium Gloss)
 80° White
 (High Gloss)
 Almond
 Autumn Harvest
 Black
 Cameo
 Charcoal Grey
 Classic Cream
 Copper Penny
 Dark Bronze
 Deep Granite
 Desert Sand
 English Wedgewood
 Everest
 Evergreen
 Harbor Grey
 Jefferson Tan
 Linen
 London Brown
 Misty Shadow
 Montana Suede
 Mountain Blue
 Musket Brown
 Pebblestone Clay
 Quiet Willow
 Royal Brown
 Rugged Canyon
 Russet Red
 Sandtone
 Scottish Thistle
 Silver Grey
 Terra Bronze
 Tuscan Olive
 Victorian Grey
 Wicker

Gutter Accessories

Product Code/Description

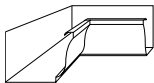
IBM6

6" Inside Box Miter

Nominal .019 Thick

20 Pcs./Ctn.

13 Lbs./Ctn.



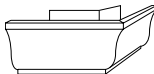
OBM6

6" Outside Box Miter

Nominal .019 Thick

20 Pcs./Ctn.

12 Lbs./Ctn.



ISM6

6" Inside Strip Miter"

Nominal .032 Thick

20 Pcs./Ctn.

3.4 Lbs./Ctn.



OSM6

6" Outside Strip Miter

Nominal .032 Thick

20 Pcs./Ctn.

3.2 Lbs./Ctn.



Color Availability

30° White

(Medium Gloss)

80° White

(High Gloss)

Almond

Autumn Harvest

Black

Cameo

Classic Cream

Charcoal Grey

Copper Penny

Dark Bronze

Deep Granite

Desert Sand

English Wedgewood

Everest

Evergreen

Harbor Grey

Jefferson Tan

Linen

London Brown

Misty Shadow

Montana Suede

Mountain Blue

Musket Brown

Pebblestone Clay

Quiet Willow

Royal Brown

Rugged Canyon

Russet Red

Sandtone

Scottish Thistle

Silver Grey

Terra Bronze

Tuscan Olive

Victorian Grey

Wicker

Notes:

Gutter Accessories

Product Code/Description

ISBAY6
6" Inside 45° Bay Miter
 Nominal .032 Thick
 12 Pcs./Ctn.
 2 Lbs./Ctn.



OSBAY6
6" Outside 45° Bay Miter
 Nominal .032 Thick
 12 Pcs./Ctn.
 2 Lbs./Ctn.



EC6L
6" Left End Caps
 Nominal .019 Thick
 50 Pcs./Ctn.
 3.6 Lbs./Ctn.



EC6R
6" Right End Caps
 Nominal .019 Thick
 50 Pcs./Ctn.
 3.6 Lbs./Ctn.



Color Availability

30° White
 (Medium Gloss/Paintable)
 80° White
 (High Gloss)

30° White (Medium Gloss)	Linen
80° White (High Gloss)	London Brown
Almond	Misty Shadow
Autumn Harvest	Montana Suede
Black	Mountain Blue
Cameo	Musket Brown
Classic Cream	Pebblestone Clay
Charcoal Grey	Quiet Willow
Copper Penny	Royal Brown
Dark Bronze	Rugged Canyon
Deep Granite	Russet Red
Desert Sand	Sandtone
English Wedgewood	Scottish Thistle
Everest	Silver Grey
Evergreen	Terra Bronze
Harbor Grey	Tuscan Olive
Jefferson Tan	Victorian Grey
	Wicker

Notes:

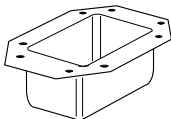
Gutter Accessories

Product Code/Description

R0T2X3

Outlet Tubes

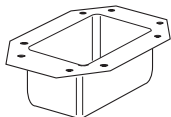
2" x 3" Rectangular
30 Pcs./Ctn.
1.9 Lbs./Ctn.



R0T3X4

Outlet Tubes


3" x 4" Rectangular
50 Pcs./Ctn.
3.9 Lbs./Ctn.



SP7

7" Spike

500 Pcs./Ctn.
17.3 Lbs./Ctn.



SP8

8" Spike

500 Pcs./Ctn.
19 Lbs./Ctn.



FE5

5" Ferrule


500 Pcs./Ctn.
5 Lbs./Ctn..



FE6

6" Ferrule

500 Pcs./Ctn.
5.8 Lbs./Ctn.



Color Availability

Mill Finish

30° White
(Medium Gloss)
80° White
(High Gloss)

Mill Finish

Notes:

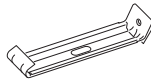
Gutter & Downspout Coil Accessories

Product Code/Description

Color Availability

AM5HID
**Aluminum 5" Hidden
Hanger**

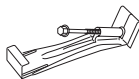
Nominal .065 Thick
100 Pcs./Ctn.
6 Lbs./Ctn.



Mill Finish

AM5ZIP500
Aluminum 5" Zip Hanger

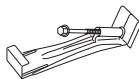
500 Pcs./Ctn.
37 Lbs./Ctn.



Mill Finish

AM6ZIP
Aluminum 6" Zip Hanger

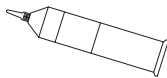
50 Pcs./Ctn.
5 Lbs./Ctn.



Mill Finish

GS50Z
Gutter Seal

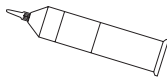
24 Tubes./Ctn.
8 Lbs./Ctn.
5 oz.



Mill Finish

GSW50Z
Gutter Seal

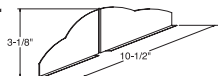
24 Tubes./Ctn.
9 Lbs./Ctn.
5 oz.



White

ASDIV
Valley Water Diverter

30 Pcs./Ctn.
1.6 Lbs./Ctn.



White


Downspouts and Accessories

Product Code/Description

DS2X3
2" x 3" Downspout
Length: 10'

.019 nominal
 10 Pcs./Ctn.
 26 Lbs./Ctn.

Note: Minimum order-one carton.



Color Availability

30° White
 (Medium Gloss)
 80° White
 (High Gloss)
 Almond
 Black
 Cameo
 Charcoal Grey
 Classic Cream
 Dark Bronze
 Desert Sand
 Evergreen
 Harbor Grey
 Jefferson Tan
 Linen
 London Brown
 Montana Suede
 Musket Brown
 Pebblestone Clay
 Royal Brown
 Rugged Canyon
 Russet Red
 Sandtone
 Scottish Thistle
 Silver Grey
 Terra Bronze
 Tuscan Olive
 Victorian Grey
 Wicker

E2X3A
2" x 3" Elbow, Style A

.019 nominal
 30 Pcs./Ctn.
 7 Lbs./Ctn.

Note: Minimum order-one carton.



75°

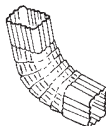
Extended Lead Time Colors

Autumn Harvest	Misty Shadow
Brandy Wood	Mountain Blue
Corn Silk	Natural Slate
Copper Penny	Newport Bay
Deep Granite	Portsmouth Blue
English Wedgewood	Quiet Willow
Everest	Red Brick
Lakeshore Fern	Sage
Mahogany	Vineyard Grove

E2X3B
2" x 3" Elbow, Style B

.019 nominal
 30 Pcs./Ctn.
 7 Lbs./Ctn.

Note: Minimum order-one carton.



75°

Notes:

Downspouts and Accessories

Product Code/Description

E2X3A30
2" x 3" Elbow, 30° Style A
 .019 nominal
 30 Pcs./Ctn.
 7 Lbs./Ctn.




Use: short overhang / ledges

Color Availability

30° White (Medium Gloss)	Evergreen Linen
80° White (High Gloss)	Musket Brown Pebblestone Clay
Almond	Royal Brown
Black	Sandtone
Cameo	Terra Bronze
Classic Cream	Victorian Grey
Dark Bronze	Wicker
Desert Sand	

DS2X38
2" x 3" Downspout

.019 nominal
 Length: 8'
 10 Pcs./Ctn.
 20 Lbs./Ctn.



Note: Minimum order-one carton.

30° White (Medium Gloss)

Notes:

Downspouts and Accessories

Product Code/Description

LEDGE152X3
**2" x 3" Downspout
 with 1.5" Offset**

.019 nominal
 25 Pcs./Ctn.
 6 Lbs./Ctn.




LEDGE302X3
**2" x 3" Downspout
 with 3" Offset**

.019 nominal
 20 Pcs./Ctn.
 6 Lbs./Ctn.



DS3X4
3" x 4" Downspout

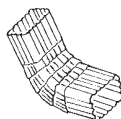
.019 nominal
 Length: 10'
 10 Pcs./Ctn.
 34 Lbs./Ctn.



Note: Minimum order-one carton.

E3X4A
3" x 4" Elbow, Style A

.019 nominal
 20 Pcs./Ctn.
 7 Lbs./Ctn.

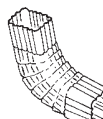


75°

Note: Minimum order-one carton.

E3X4B
3" x 4" Elbow, Style B

.019 nominal
 20 Pcs./Ctn.
 8 Lbs./Ctn.



75°

Note: Minimum order-one carton.

Color Availability

30° White (paintable)
 80° White
 Musket Brown
 Pebblestone Clay

30° White
 (Medium Gloss)
 80° White
 (High Gloss)
 Almond
 Black
 Cameo
 Charcoal Grey
 Classic Cream
 Dark Bronze
 Desert Sand
 Evergreen
 Harbor Grey
 Jefferson Tan
 Linen
 London Brown
 Montana Suede
 Musket Brown
 Pebblestone Clay
 Royal Brown
 Rugged Canyon
 Russet Red
 Sandtone
 Scottish Thistle
 Silver Grey
 Terra Bronze
 Tuscan Olive
 Victorian Grey
 Wicker

Extended Lead Time Colors

Autumn Harvest	Misty Shadow
Brandy Wood	Mountain Blue
Corn Silk	Natural Slate
Copper Penny	Newport Bay
Deep Granite	Portsmouth Blue
English	Quiet Willow
Wedgewood	Red Brick
Everest	Sage
Lakeshore Fern	Vineyard Grove
Mahogany	

Downspouts and Accessories

Product Code/Description

E3X4A30
3" x 4" Elbow, 30° Style A

.019 nominal
 20 Pcs./Ctn.
 8 Lbs./Ctn.

Use: short overhang / ledges




Color Availability

30° White (Medium Gloss)	Evergreen
80° White (High Gloss)	Linen
Almond	Musket Brown
Black	Pebblestone Clay
Cameo	Royal Brown
Classic Cream	Sandtone
Dark Bronze	Terra Bronze
Desert Sand	Victorian Grey
	Wicker

DS3X48
3" x 4" Downspout

.019 nominal
 Length: 8'
 10 Pcs./Ctn.
 29 Lbs./Ctn.

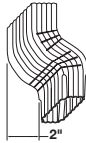
Note: Minimum order-one carton.



30° White
(Medium Gloss)

LEDGE203X4
**3" x 4" Downspout with
 2" Offset**

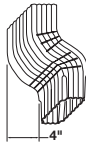
.019 nominal
 12 Pcs./Ctn.
 5.5 Lbs./Ctn.



30° White (paintable)
 80° White
 Musket
 Pebblestone Clay

LEDGE403X4
**3" x 4" Downspout with
 4" Offset**

.019 nominal
 12 Pcs./Ctn.
 5.7 Lbs./Ctn.



LEDGE603X4
**3" x 4" Downspout with
 6" Offset**

.019 nominal
 12 Pcs./Ctn.
 6.5 Lbs./Ctn.



Gutter & Downspout Coil Accessories

Product Code/Description

DPB

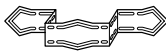
Downspout Pipe Band -Universal

(Fits 2" x 3" or 3" x 4" Downspout)

100 Pcs./Ctn.

Packaged Flat

3.6 Lbs./Ctn.



GR1

1/8" Bind Pop Rivets

100 Pcs./Bag

10 Bags/Box

1.25 Lbs./Box



GZS8

#8 x 1/2" Zip Screws

100 Pcs./Bag

10 Bags/Ctn.

3.8 Lbs./Ctn.



GCTU

Touch Up Paint (Aerosol)

12 Ozs./Can

12 Cans/Ctn.

12.6 Lbs./Ctn.

**Extended Lead Time.*



GCTU1

Touch Up Paint (Aerosol Single Can)

12 Ozs./Can

1 Can/Ctn.

1.2 Lb./Ctn.

**Extended Lead Time.*



Color Availability

30° White
(Medium Gloss)

80° White
(High Gloss)

Almond

Autumn Harvest

Black

Brandy Wood

Cameo

Charcoal Grey

Classic Cream

Copper Penny

Corn Silk

Dark Bronze

Deep Granite

Desert Sand

English Wedgewood

Everest

Evergreen

Harbor Grey

Jefferson Tan

Lakeshore Fern

Linen

London Brown

Mahogany

Misty Shadow

Montana Suede

Mountain Blue

Musket Brown

Natural Slate

Newport Bay

Pebblestone Clay

Portsmouth Blue

Quiet Willow

Red Brick

Royal Brown

Rugged Canyon

Russet Red

Sage

Sandtone

Scottish Thistle

Silver Grey

Terra Bronze

Tuscan Olive

Victorian Grey

Vineyard Grove

Wicker

30° White
(Medium Gloss)

80° White
(High Gloss)

Almond

Autumn Harvest

Black

Brandy Wood

Cameo

Charcoal Grey

Classic Cream

Copper Penny

Corn Silk

Dark Bronze

Deep Granite

Desert Sand

English Wedgewood

Everest

Evergreen

Harbor Grey

Jefferson Tan

Lakeshore Fern

Linen

London Brown

Mahogany

Misty Shadow

Montana Suede

Mountain Blue

Musket Brown

Natural Slate

Newport Bay

Pebblestone Clay

Portsmouth Blue

Quiet Willow

Red Brick

Royal Brown

Rugged Canyon

Russet Red

Sage

Sandtone

Scottish Thistle

Silver Grey

Terra Bronze

Tuscan Olive

Victorian Grey

Vineyard Grove

Wicker

Metal Accessories Program for Fiber Cement

James Hardie Colors

Category	Product Code	Description	Color Availability
Gutter Coil	GC1175032	.032 x 11.750 Gutter Coil	J0/04 White
	GC1187532	.032 x 11.875 Gutter Coil	620 Autumn Tan
	GC1500032	.032 x 15.000 Gutter Coil	238 Cobblestone
Downspouts & Elbows	DS3X4	3 x 4 Downspout	625 Khaki Brown
	E3X4A	A Elbow 75°	259 Monterey Taupe
	E3X4B	B Elbow 75°	53 Navajo Beige (Almond)
	DPB	Downspout Pipe Bands	851 Sail Cloth
	GCTU	Spray Paint Carton	297 Sandstone Beige
	GCTU1	Spray Paint Can	626 Timber Bark
			581 Woodstock Brown
Gutter Accessories	IBM5	5" Inside Box Miter	
	OBM5	5" Outside Box Miter	
	ISM5	5" Inside Strip Miter	
	OSM5	5" Outside Strip Miter	
	EC5L	5" End Cap Left	
	EC5R	5" End Cap Right	
	IBM6	6" Inside Box Miter	
	OBM6	6" Outside Box Miter	
	ISM6	6" Inside Strip Miter	
	OSM6	6" Outside Strip Miter	
Soffit	SAS12316	Endurance T4 Soffit Solid	
	LCAS12316	Endurance T4 Soffit Center Vent	
	LFAS12316	Endurance T4 Soffit Full Vent	
	F438425	3/8" J-Channel	

Notes:

7" Rainware Program

Product Code/Description

Color Availability

Gutter Coil

GC17875

.027" X 17.875"

Gutter Coil

Nominal .027 Thick

450 Lbs./Roll

2 Ro/Pallet

Gutter Accessories

ISM7

7" Inside Strip Miter

OSM7

7" Outside Strip Miter

20 Pcs./Ctn.

4.2 Lbs./Ctn.

EC7L

7" Left End Cap

EC7R

7" Right End Cap

50 Pcs./Ctn.

4.5 Lbs./Ctn.

30 Gloss White

80 Gloss White

Almond

Black

Cameo

Classic Cream

Dark Bronze

Desert Sand

Linen

Montana Suede

Musket Brown

Pebblestone Clay

Royal Brown

Sandtone

Wicker

Downspouts, Elbows and Accessories

DS4X5

4" x 5" x 10'

Downspout

Nominal .027 Thick

6 Pcs./Ctn.

35 Lbs./Ctn.

E4X5A

4" x 5" A Elbow

E4X5B

4" x 5" B Elbow

Nominal .027 Thick

9 Pcs./Ctn.

7 Lbs./Ctn.

AM7ZIP 01

7" Zip Hangers

250 Pcs./Ctn.

30 Lbs./Ctn.

AM7HID 01

7" Hidden Hangers

350 Pcs./Ctn.

18 Lbs./Ctn.

OT4X5 01

4" x 5" Outlet Tube

10 Pcs./Ctn.

1 Lbs./Ctn.

SN7200S 00

7" Leaf Relief Combo

Hanger w/Screws

7'6" Length

200 Screws/Ctn.

24 Pcs./Ctn.

47 Lbs./Ctn.

Round Downspout Program

Product Code/Description

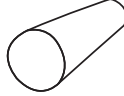
Color Availability

Downspout, Elbow, Offsets

DSR4

4" Smooth Round Downspout

Nominal .024 Thick
5 Pcs./Ctn.
21 Lbs./Ctn.



ESR4

4" Smooth Round Elbow 75°

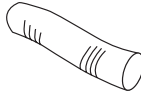
Nominal .024 Thick
20 Pcs./Ctn.
11 Lbs./Ctn.



OSR420

4" Smooth Round - 2' Offset

Nominal .024 Thick
10 Pcs./Ctn.
5 Lbs./Ctn.



OSR440

4" Smooth Round - 4' Offset

Nominal .024 Thick
10 Pcs./Ctn.
6 Lbs./Ctn.

OSR460

4" Smooth Round - 6' Offset

Nominal .024 Thick
10 Pcs./Ctn.
6.5 Lbs./Ctn.

30 Gloss White
80 Gloss White
Almond
Black
Cameo
Classic Cream
Dark Bronze
Dessert Sand
Linen
Montana Suede
Musket Brown
Pebblestone Clay
Royal Brown
Sandtone
Wicker

Envoy® Sectional Gutter

5" Gutter and Accessories

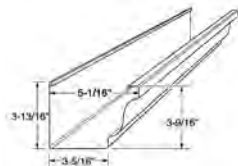
Product Code/Description

Color Availability

OG16A

**Envoy Sectional
5" OG Gutter**

Nominal .032 Thick
Length: 16'
10 Pcs./Ctn.
160'/Ctn.
80 Lbs./Ctn.



80 White
Almond
Desert Sand
Evergreen
Musket Brown
Pebblestone Clay
Sandtone
Terra Bronze
Victorian Grey

OG21A

**Envoy Sectional
5" OG Gutter**

Nominal .032 Thick
Length: 21'
10 Pcs./Ctn.
210'/Ctn.
105 Lbs./Ctn.

OG33A

**Envoy Sectional
5" OG Gutter**

Nominal .032 Thick
Length: 33'
6 Pcs./Ctn.
198'/Ctn.
103 Lbs./Ctn.

OG26

**Envoy Sectional
5" OG Gutter**

Nominal .032 Thick
Length: 26'
6 Pcs./Ctn.
156'/Ctn.
81 Lbs./Ctn.

OG37A

**Envoy Sectional
5" OG Gutter**

Nominal .032 Thick
Length: 37'
6 Pcs./Ctn.
222'/Ctn.
115 Lbs./Ctn.

Envoy® Sectional Gutter

5" Gutter Accessories

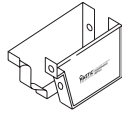
Product Code/Description

Color Availability

OG155

5" End Caps

Nominal .024 Thick
 25 R & 25 L
 25 Sets./Ctn.
 50 Pcs./Ctn.
 3.3 Lbs./Ctn.

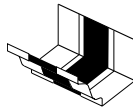


80 White
 Almond
 Desert Sand
 Evergreen
 Musket Brown
 Pebblestone Gray
 Sandtone
 Terra Bronze
 Victorian Grey

OG25

Neoprene Expansion Joint

12 Pcs./Ctn.
 4 Lbs./Ctn.

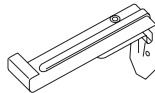


Mill

OG91

Snug-Fit Hanger

Nominal .081 Thick
 100 Pcs./Ctn.
 11.2 Lbs./Ctn.

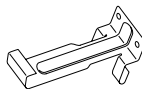


Mill

OG101

Combination Hanger

Nominal .081 Thick
 100 Pcs./Ctn.
 8.4 Lbs./Ctn.

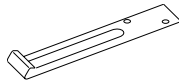


Mill

OG111

Strap Hanger

Nominal .081 Thick
 100 Pcs./Ctn.
 9.6 Lbs./Ctn.



Mill

Notes:

Envoy® Sectional Gutter

5" Gutter Accessories

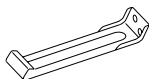
Product Code/Description

Color Availability

OG12R1

Bar Hanger

Nominal .081 Thick
100 Pcs./Ctn.
7.4 Lbs./Ctn.



Mill

OG131

Roof Hanger

Nominal .062 Thick
100 Pcs./Ctn.
13 Lbs./Ctn.

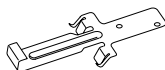


Mill

OG141

Combination Strap Hanger

Nominal .081 Thick
100 Pcs./Ctn.
12 Lbs./Ctn.

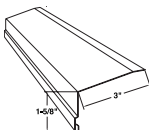


Mill

RT312

Roof Apron, Rectangular

Nominal .032 Thick
Length: 12"
20 Pcs./Ctn.
320'/Ctn.
47 Lbs./Ctn.

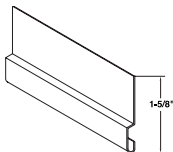


80 White
Almond
Desert Sand
Evergreen
Musket Brown
Pebblestone Clay
Sandtone
Terra Bronze
Victorian Grey

RT412

Fascia Apron, Rectangular

Nominal .032 Thick
Length: 12"
20 Pcs./Ctn.
240'/Ctn.
15 Lbs./Ctn.



80 White
Almond
Desert Sand
Evergreen
Musket Brown
Pebblestone Clay
Sandtone
Terra Bronze
Victorian Grey

Notes:

Envoy® Sectional Gutter

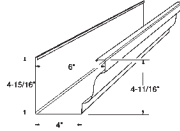
6" Gutter and Accessories

Product Code/Description

OG21A6

**Envoy Sectional 6"
OG Gutter**

Nominal .032 Thick
Length: 21'
6 Pcs./Ctn.
126'/Ctn.
79 Lbs./Ctn.



OG37A6

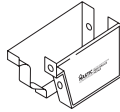
**Envoy Sectional 6"
OG Gutter**

Nominal .032 Thick
Length: 37'
4 Pcs./Ctn.
148'/Ctn.
95 Lbs./Ctn.

OG1565

6" End Caps

Nominal .024 Thick
25 Sets/Ctn.
50 Pcs./Ctn.
4.5 Lbs./Ctn.



Color Availability

80 White
Almond
Desert Sand
Evergreen
Musket Brown
Pebblestone Clay
Sandtone
Terra Bronze
Victorian Grey

80 White
Almond
Desert Sand
Evergreen
Musket Brown
Pebblestone Clay
Sandtone
Terra Bronze
Victorian Grey

Notes:

Envoy® Sectional Gutter

6" Gutter and Accessories

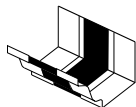
Product Code/Description

Color Availability

OG256

**Neoprene
Expansion Joint**

12 Pcs./Ctn.
5 Lbs./Ctn.

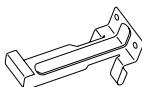


Mill

OG1061

Combination Hanger

Nominal .081
100 Pcs./Ctn.
9.4 Lbs./Ctn.

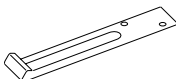


Mill

OG1161

Strap Hanger

Nominal .081 Thick
100 Pcs./Ctn.
11 Lbs./Ctn.



Mill

OG12R61

Bar Hanger

Nominal .081 Thick
100 Pcs./Ctn.
8.3 Lbs./Ctn.



Mill

OG1361

Roof Hanger

Nominal .062 Thick
100 Pcs./Ctn.
13 Lbs./Ctn.



Mill


Notes:

Envoy® Sectional Gutter Downspouts and Accessories

Product Code/Description

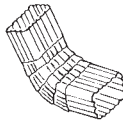
RT34
**3" x 4" Rectangular
Corrugated Downspout**

Nominal .024 Thick
Length: 10'
10 Pcs./Ctn.
100'/Ctn.
43 Lbs./Ctn.



RTA74
**3" x 4" Style "A"
Rectangular Elbow**

Nominal .024 Thick
Degree: 75°
20 Pcs./Ctn.
9 Lbs./Ctn.



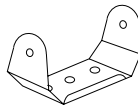
RTB74
**3" x 4" Style "B"
Rectangular Elbow**

Nominal .024 Thick
Degree: 75°
20 Pcs./Ctn.
10 Lbs./Ctn.



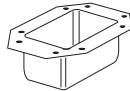
RTA3
Downspout Clip

(For 3" x 4" Downspout)
Nominal .024 Thick
100 Pcs./Ctn.
2.8 Lbs./Ctn.



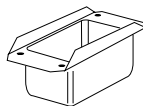
RT24F
**3" x 4" Rectangular
Eave Tube**

Nominal .032 Thick
18 Pcs./Ctn.
3 Lbs./Ctn.



RT241
**3" x 4" Rectangular
Eave Tube**

Nominal .038 Thick
18 Pcs./Ctn.
3.1 Lbs./Ctn.



Color Availability

30 White
80 White
Almond
Desert Sand
Evergreen
Musket Brown
Pebblestone Clay
Sandtone
Terra Bronze
Victorian Grey

30 White	Linen
80 White	Musket Brown
Almond	Pebblestone Clay
Black	Royal Brown
Cameo	Sandtone
Classic Cream	Terra Bronze
Dark Bronze	Victorian Grey
Desert Sand	Wicker
Evergreen	

Mill

Mill

Envoy® Sectional Gutter


Downspouts and Accessories

Product Code/Description

RT2

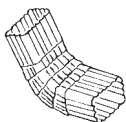
2" x 3" Rectangular Corrugated Downspout

Nominal .024 Thick
Length: 10"
10 Pcs./Ctn.
100'/Ctn.
33 Lbs./Ctn.



2" x 3" Style "A" Rectangular Elbow

RTA4 – 80 White High Gloss Only
Nominal .024 Thick
Degree: 45°
30 Pcs./Ctn.
8 Lbs./Ctn.



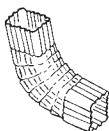
RTA7

Nominal .024 Thick
Degree: 75°
30 Pcs./Ctn.
9 Lbs./Ctn.

RTB7

2" x 3" Style "B" Rectangular Elbow

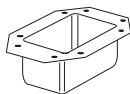
Nominal .024 Thick
Degree: 75°
30 Pcs./Ctn.
9 Lbs./Ctn.



ROT2X3

2" x 3" Rectangular Eave Tube

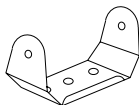
Nominal .024 Thick
30 Pcs./Ctn.
1.9 Lbs./Ctn.



RTA2

Downspout Clip

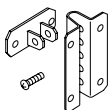
(For 2" x 3" Downspout)
Nominal .024 Thick
100 Pcs./Ctn.
1.7 Lbs./Ctn.



RT235

Downspout Anchor Clip with Screw

50 Sets/Ctn.
3.2 Lbs./Ctn.



Color Availability

30 White
80 White
Almond
Desert Sand
Evergreen
Musket Brown
Pebblestone Clay
Sandtone
Terra Bronze
Victorian Grey

Mill

30 White
80 White
Almond
Black
Cameo
Classic Cream
Dark Bronze
Desert Sand
Evergreen

Linen
Musket Brown
Pebblestone Clay
Royal Brown
Sandtone
Terra Bronze
Victorian Grey
Wicker

Mill

Leaf Relief® 5"

Gutter Protection Systems

Product Code/Description

SN5200S

5" Combo Hanger

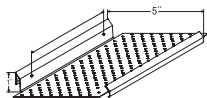
Nominal .019 Thick

Length: 7' 6"

48 Pcs./Ctn.

360'/Ctn.

59.4 Lbs./Ctn.



*Note: 200 screws/carton. Use Leaf Relief corner kits
OC5220/IC5220*

Color Availability

00 No Color

TP5300

5" Classic

Nominal .019 Thick

Length: 10'

32 Pcs./Ctn.

320'/Ctn.

48.6 Lbs./Ctn.



00 No Color

TP53ZIP

5" Zip

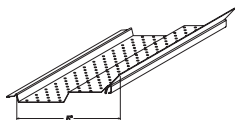
Nominal .019 Thick

Length: 10'

32 Pcs./Ctn.

320'/Ctn.

51.8 Lbs./Ctn.



00 No Color

Notes:

Leaf Relief® 5"

Gutter Protection Systems

Product Code/Description

TP5100Q

5" Adjustable

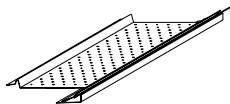
Nominal .019 Thick

Length: 7'6"

16 Pcs./Ctn.

120'/Ctn.

22 Lbs./Ctn.



Color Availability

00 No Color

TPC5100

5" Adjustable Copper

Nominal .017 Thick

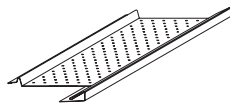
Length: 7'6"

16 Pcs./Ctn.

120'/Ctn.

71.6 Lbs./Ctn.

200 Copper screws included.



0C Copper

Use only with K or OG-style copper gutters.

**Special order. One Carton Minimum. Call for price and lead time.*

Notes:

Leaf Relief® 5"

Gutter Protection Systems

Product Code/Description

Color Availability

HR5400

5" Half-Round

Nominal .024" Thick
Length: 7'6"
16 Pcs./Ctn.
120'/Ctn.
22.6 Lbs./Ctn.



00 No Color

HRC5400

5" Half Round Copper

Nominal .017 Thick
Length: 7'6"
16 Pcs./Ctn.
120'/Ctn.
56.5 Lbs./Ctn.
200 Copper screws included.



0C Copper

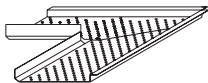
Use only with 5" Half-Round copper gutters.

**Special order. One Carton Minimum. Call for price and lead time.*

OC5220

5" Outside Corners

Nominal .019 Thick
20 complete corners/Ctn
3.4 Lbs./Ctn.



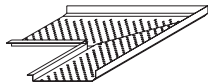
00 No Color

Use with SN5200S, TP5100Q, TP5300, TP53ZIP

IC5220

5" Inside Corners

Nominal .019 Thick
20 complete corners/Ctn.
3.4 Lbs./Ctn.



00 No Color

Use with SN5200S, TP5100Q, TP5300, TP53ZIP

Notes:

Leaf Relief® 6"

Gutter Protection Systems

Product Code/Description

SN6200S

6" Combo Hanger

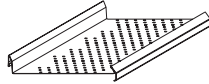
Nominal .019 Thick

Length: 7' 6"

34 Pcs./Ctn.

255'/Ctn.

49.4 Lbs./Ctn.



Note: 200 screws/carton. Use Leaf Relief corner kits OC6220/IC6220

Color Availability

00 No Color

TP6300

6" Classic

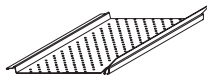
Nominal .019 Thick

Length: 10'

32 Pcs./Ctn.

320'/Ctn.

55.4 Lbs./Ctn.



00 No Color

TP63ZIP

6" Zip

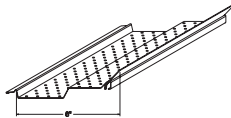
Nominal .019 Thick

Length: 10'

32 Pcs./Ctn.

320'/Ctn.

57.6 Lbs./Ctn.



(For use over OG1061, OG12R61, zip hangers)

00 No Color

TPC6100

6" Adjustable Copper

Nominal .017 thick

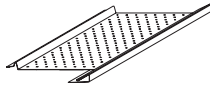
Length: 7'6"

16 Pcs./Ctn.

120'/Ctn.

75.0 Lbs./Ctn.

200 Copper screws included.



Use only with K or OG-style copper gutters.

**Special Order. One Carton Minimum. Call for price and lead time.*

0C Copper

Notes:

Leaf Relief® 6"

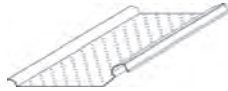
Gutter Protection Systems

Product Code/Description

HR6400

6" Half Round

Nominal .024 Thick
Length: 7'6"
16 Pcs./Ctn.
120'/Ctn.
25.4 Lbs./Ctn.



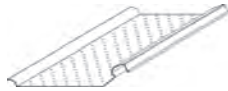
Color Availability

00 No Color

HRC6400

6" Half Round Copper

Nominal .017 Thick
Length: 7'6"
16 Pcs./Ctn.
120'/Ctn.
63.0 Lbs./Ctn.
200 Copper screws included.



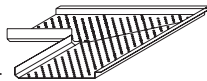
0C Copper

Use only with 6" Half-Round copper gutters.

OC6220

6" Leaf Relief Outside Corners

Nominal .019 Thick
20 complete corners/Ctn.
3.8 Lbs./Ctn.



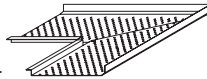
Use: SN6200S, TP6300

00 No Color

IC6220

6" Leaf Relief Inside Corners

Nominal .019 Thick
20 complete corners/Ctn.
3.8 Lbs./Ctn.



Use: SN6200S, TP6300

00 No Color

Notes:

Leaf Relief®

Gutter Protection Systems

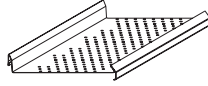
Product Code/Description

Color Availability

SN7200S 00

7" Leaf Relief Combo Hanger w/Screws

7'6" Length
200 Screws/Ctn.
24 Pcs./Ctn.
47 Lbs./Ctn.



00 No Color

SC9X150

#9 x 1-1/2" Hex-Head Coated Screw with Gasket

1000/Ctn.
100/Pkg.
10 Pkg./Ctn.
11.5 Lbs./Ctn.

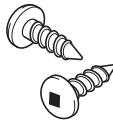


(For use with SN5200S, SN6200S, and SN7200S Systems)

SQ6X038

#6 x 3/8" Stainless Steel Screw Pan Head with Square Drive Slot

1000/Ctn.
100/Pkg.
10 Pkg./Ctn.
2 Lbs./Ctn



Mill Finish

(For use with TP5100Q, TP5300, HR5400, HR6400, and TP6300 Systems)

Notes:

Leaf Logic™

Gutter Protection Systems

Product Code/Description

LL510

5" Rippled Plate


Nominal .015 Thick

Length: 10'

30 Pcs./Ctn.

300'/Ctn.

30 Lbs./Ctn.



Color Availability

00 Brushed Nickel

JS Dark Bronze

04 White

LL610

6" Rippled Plate


Nominal .015 Thick

Length: 10'

30 Pcs./Ctn.

300'/Ctn.

35 Lbs./Ctn.



00 Brushed Nickel

JS Dark Bronze

04 White

Notes:

Leaf Smart™

Gutter Protection Systems


Product Code/Description

Color Availability

LS54

5" Mesh

Length: 4'
25 Pcs./Ctn.
100'/Ctn.
26 Lbs./Ctn.



Black

LS64

6" Mesh

Length: 4'
25 Pcs./Ctn.
100'/Ctn.
28 Lbs./Ctn.



Black

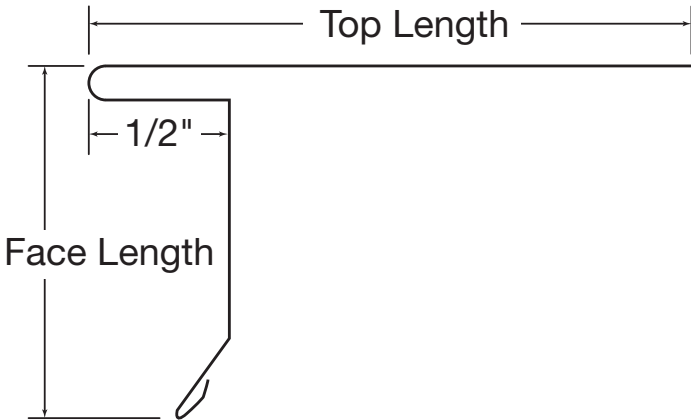
Notes:

Roofing Accessories

T-Drip

Coming April 1

Product Code	Description	Face Length	Top Length	Part Length	Material	Finish	Nominal Thickness / Gauge	Pcs/ Ctn	Lbs/ Ctn	Color Group
TD1029L	T-Drip 1x2-7/8 Light	1"	2-7/8"	10'	Aluminum	Alumalure 2000	0.013	25	15.8	1
TD1029	T-Drip 1x2-7/8	1"	2-7/8"	10'	Aluminum	Alumalure 2000	0.016	25	19.2	4
TD1029H	T-Drip 1x2-7/8 Heavy	1"	2-7/8"	10'	Aluminum	Alumalure 2000	0.019	25	22.5	1
TD1029S	T-Drip 1x2-7/8 Galvanized	1"	2-7/8"	10'	Galvanized Steel	Polyester	0.016	25	51.1	2
TD1529	T-Drip 1-1/2x2-7/8	1-1/2"	2-7/8"	10'	Aluminum	Alumalure 2000	0.016	25	21.6	1
TD1529H	T-Drip 1-1/2x2-7/8 Heavy	1-1/2"	2-7/8"	10'	Aluminum	Alumalure 2000	0.019	25	25.2	5
TD1529H12	T-Drip 1-1/2x2-7/8x12' Heavy	1-1/2"	2-7/8"	12'	Aluminum	Alumalure 2000	0.019	25	30.3	5
TD1529S	T-Drip 1x2-7/8 Galvanized	1-1/2"	2-7/8"	10'	Galvanized Steel	Polyester	0.016	25	57.4	3
TD1549H	T-Drip 1-1/2x4-7/8 Heavy	1-1/2"	4-7/8"	10'	Aluminum	Alumalure 2000	0.019	25	35.5	1
TD1829	T-Drip 1-3/4x2-7/8	1-3/4"	2-7/8"	10'	Aluminum	Alumalure 2000	0.016	25	22.5	4
TD1829H	T-Drip 1-3/4x2-7/8 Heavy	1-3/4"	2-7/8"	10'	Aluminum	Alumalure 2000	0.019	25	26.4	5
TD1829S	T-Drip 1-3/4x2-7/8 Galvanized	1-3/4"	2-7/8"	10'	Galvanized Steel	Polyester	0.016	25	59.9	3
TD2029H	T-Drip 2x2-7/8 Heavy	2"	2-7/8"	10'	Aluminum	Alumalure 2000	0.019	25	28.3	1

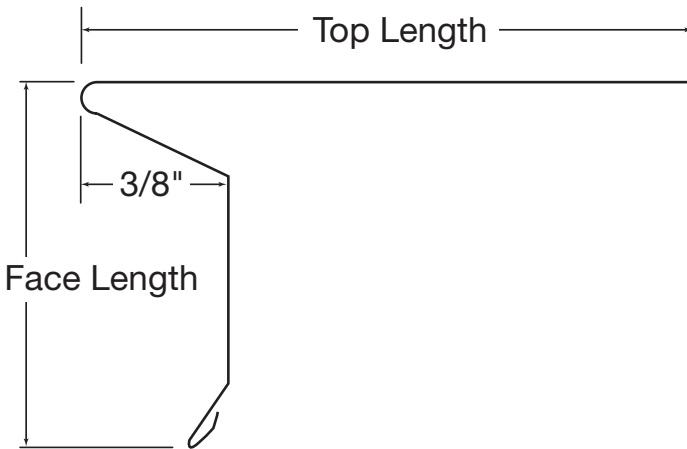


Color Group 1	White, Black, Dark Bronze, Musket Brown, Pebblestone Clay, Royal Brown, Terra Bronze
Color Group 2	Mill, White, Black, Dark Bronze, Musket Brown, Pebblestone Clay, Royal Brown, Terra Bronze
Color Group 3	Mill, White, Almond, Black, Cameo, Charcoal Grey, Desert Sand, Jefferson Tan, Montana Suede, Pebblestone Clay, Royal Brown, Sandtone, Terra Bronze, Wicker
Color Group 4	White, Almond, Black, Cameo, Dark Bronze, Musket Brown, Pebblestone Clay, Royal Brown, Terra Bronze, Wicker
Color Group 5	White, Almond, Black, Cameo, Charcoal Grey, Cream, Dark Bronze, Desert Sand, Evergreen, Jefferson Tan, Linen, London Brown, Montana Suede, Musket Brown, Pebblestone Clay, Royal Brown, Rugged Canyon, Russet Red, Sandtone, Silver Grey, Terra Bronze, Victorian Grey, Wicker

Roofing Accessories

F-Drip

Product Code	Description	Face Length	Top Length	Part Length	Material	Finish	Nominal Thickness / Gauge	Pcs/Ctn	Lbs/Ctn	Color Group
FD1060H	F-Drip 1x6 Heavy	1"	6"	10'	Aluminum	Alumalure 2000	0.019	25	35.5	1
FD1060S	F-Drip 1x6 Galvanized	1"	6"	10'	Galvanized Steel	Polyester	0.016	25	80.6	2
FD202012	F-Drip 2x2	2"	2"	12'	Aluminum	Alumalure 2000	0.016	25	23	4
FD2020H12	F-Drip 2x2x12' Heavy	2"	2"	12'	Aluminum	Alumalure 2000	0.019	25	27	1
FD2020S	F-Drip 2x2 Galvanized	2"	2"	12'	Galvanized Steel	Polyester	0.016	25	61.4	2
FD2028	F-Drip 2x2-3/4	2"	2-3/4"	10'	Aluminum	Alumalure 2000	0.016	25	22.5	1
FD2028H	F-Drip 2x2-3/4 Heavy	2"	2-3/4"	10'	Aluminum	Alumalure 2000	0.019	25	26.5	5
FD2028S	F-Drip 2x2-3/4 Galvanized	2"	2-3/4"	10'	Galvanized Steel	Polyester	0.016	25	59.9	3

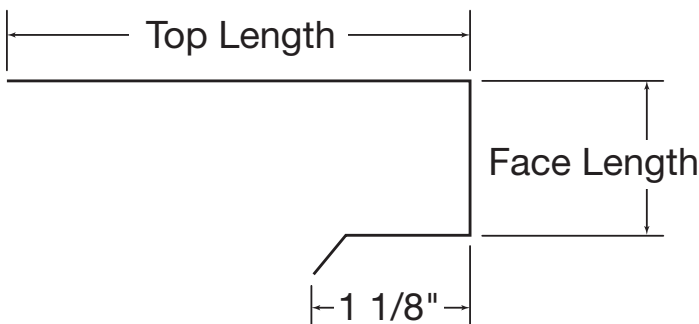


Color Group 1	White, Black, Dark Bronze, Musket Brown, Pebblestone Clay, Royal Brown, Terra Bronze
Color Group 2	Mill, White, Black, Dark Bronze, Musket Brown, Pebblestone Clay, Royal Brown, Terra Bronze
Color Group 3	Mill, White, Almond, Black, Cameo, Charcoal Grey, Desert Sand, Jefferson Tan, Montana Suede, Pebblestone Clay, Royal Brown, Sandtone, Terra Bronze, Wicker
Color Group 4	White, Almond, Black, Cameo, Dark Bronze, Musket Brown, Pebblestone Clay, Royal Brown, Terra Bronze, Wicker
Color Group 5	White, Almond, Black, Cameo, Charcoal Grey, Cream, Dark Bronze, Desert Sand, Evergreen, Jefferson Tan, Linen, London Brown, Montana Suede, Musket Brown, Pebblestone Clay, Royal Brown, Rugged Canyon, Russet Red, Sandtone, Silver Grey, Terra Bronze, Victorian Grey, Wicker

Roofing Accessories

C-Drip

Product Code	Description	Face Length	Top Length	Bottom Length	Part Length	Material	Finish	Nominal Thickness / Gauge	Pcs/ Ctn	Lbs/ Ctn	Color Group
CD1028H	C-Drip 1x2-3/4 Heavy	1"	2-3/4"	1-1/8"	10'	Aluminum	Alumalure 2000	0.019	25	26.4	5
CD1028S	C-Drip 1x2-3/4 Galvanized	1"	2-3/4"	1-1/8"	10'	Galvanized Steel	Polyester	0.016	25	59.9	3
CD1528H	C-Drip 1-1/2x2-3/4 Heavy	1-1/2"	2-3/4"	1-1/8"	10'	Aluminum	Alumalure 2000	0.019	25	28.3	1
CD1528S	C-Drip 1-1/2x2-3/4 Galvanized	1-1/2"	2-3/4"	1-1/8"	10'	Galvanized Steel	Polyester	0.016	25	64.3	2
CD2028H	C-Drip 2x2-3/4 Heavy	2"	2-3/4"	1-1/8"	10'	Aluminum	Alumalure 2000	0.019	25	31	1
CD2028S	C-Drip 2x2-3/4 Galvanized	2"	2-3/4"	1-1/8"	10'	Galvanized Steel	Polyester	0.016	25	70.4	2

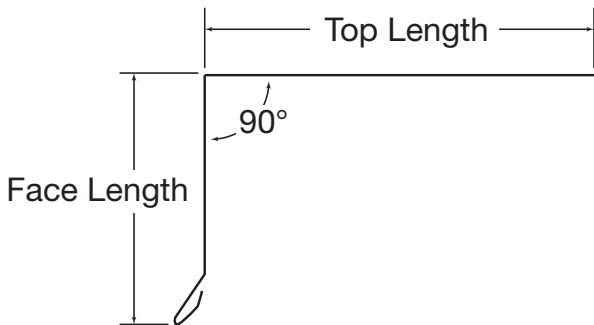


Color Group 1	White, Black, Dark Bronze, Musket Brown, Pebblestone Clay, Royal Brown, Terra Bronze
Color Group 2	Mill, White, Black, Dark Bronze, Musket Brown, Pebblestone Clay, Royal Brown, Terra Bronze
Color Group 3	Mill, White, Almond, Black, Cameo, Charcoal Grey, Desert Sand, Jefferson Tan, Montana Suede, Pebblestone Clay, Royal Brown, Sandtone, Terra Bronze, Wicker
Color Group 4	White, Almond, Black, Cameo, Dark Bronze, Musket Brown, Pebblestone Clay, Royal Brown, Terra Bronze, Wicker
Color Group 5	White, Almond, Black, Cameo, Charcoal Grey, Cream, Dark Bronze, Desert Sand, Evergreen, Jefferson Tan, Linen, London Brown, Montana Suede, Musket Brown, Pebblestone Clay, Royal Brown, Rugged Canyon, Russet Red, Sandtone, Silver Grey, Terra Bronze, Victorian Grey, Wicker

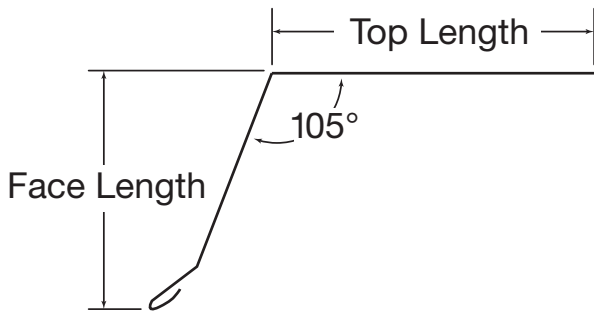
Roofing Accessories

Square Drip / Gutter Apron

Product Code	Description	Face Length	Top Length	Part Length	Material	Finish	Nominal Thickness / Gauge	Pcs/Ctn	Lbs/Ctn	Color Group
SD1515H	Sq Drip 1-1/2x1-1/2 Heavy	1-1/2"	1-1/2"	10'	Aluminum	Alumalure 2000	0.019	25	20.5	1
SD2025H	Sq Drip 2x2-1/2 Heavy	2"	2-1/2"	10'	Aluminum	Alumalure 2000	0.016	25	25.2	1
SD2025SD	Sq Drip 2x2-1/2 Galvanized	2"	2-1/2"	10'	Galvanized Steel	Polyester	0.016	25	57.4	2



Product Code	Description	Face Length	Top Length	Part Length	Material	Finish	Nominal Thickness / Gauge	Pcs/Ctn	Lbs/Ctn	Color Group
GA2029H	Apron 2x2-7/8" Heavy	2"	2-7/8"	10'	Aluminum	Alumalure 2000	0.019	25	25.2	5
GA2029S	Apron 2x2-7/8" Galvanized	2"	2-7/8"	10'	Galvanized Steel	Polyester	0.016	25	57.4	3

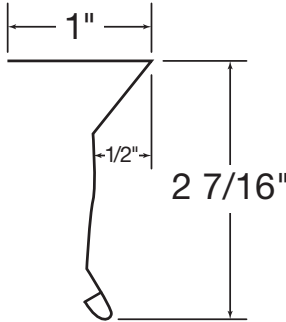


Color Group 1	White, Black, Dark Bronze, Musket Brown, Pebblestone Clay, Royal Brown, Terra Bronze
Color Group 2	Mill, White, Black, Dark Bronze, Musket Brown, Pebblestone Clay, Royal Brown, Terra Bronze
Color Group 3	Mill, White, Almond, Black, Cameo, Charcoal Grey, Desert Sand, Jefferson Tan, Montana Suede, Pebblestone Clay, Royal Brown, Sandtone, Terra Bronze, Wicker
Color Group 4	White, Almond, Black, Cameo, Dark Bronze, Musket Brown, Pebblestone Clay, Royal Brown, Terra Bronze, Wicker
Color Group 5	White, Almond, Black, Cameo, Charcoal Grey, Cream, Dark Bronze, Desert Sand, Evergreen, Jefferson Tan, Linen, London Brown, Montana Suede, Musket Brown, Pebblestone Clay, Royal Brown, Rugged Canyon, Russet Red, Sandtone, Silver Grey, Terra Bronze, Victorian Grey, Wicker

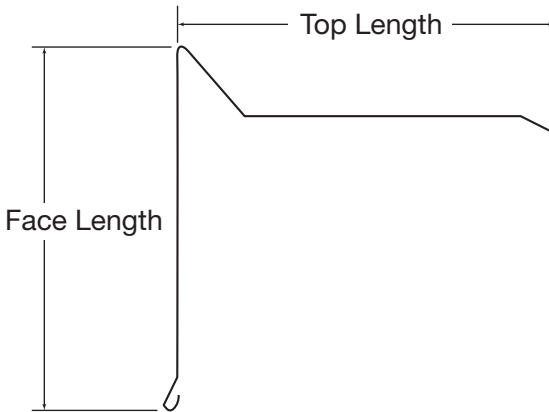
Roofing Accessories

Quick Drip / Gravel Stop

Product Code	Description	Face Length	Top Length	Part Length	Material	Finish	Nominal Thickness / Gauge	Pcs/ Ctn	Lbs/ Ctn	Color Group
QD2410H12	Quick Drip 2-7/16x12 Heavy	2-7/16"	1"	12'	Aluminum	Alumalure 2000	0.019	25	20.5	5



Product Code	Description	Face Length	Top Length	Part Length	Material	Finish	Nominal Thickness / Gauge	Pcs/ Ctn	Lbs/ Ctn	Color Group
GS4029XH	Gravel Stop 4x4 Extra Heavy	4"	4"	10'	Aluminum	Alumalure 2000	0.024	25	25.2	1

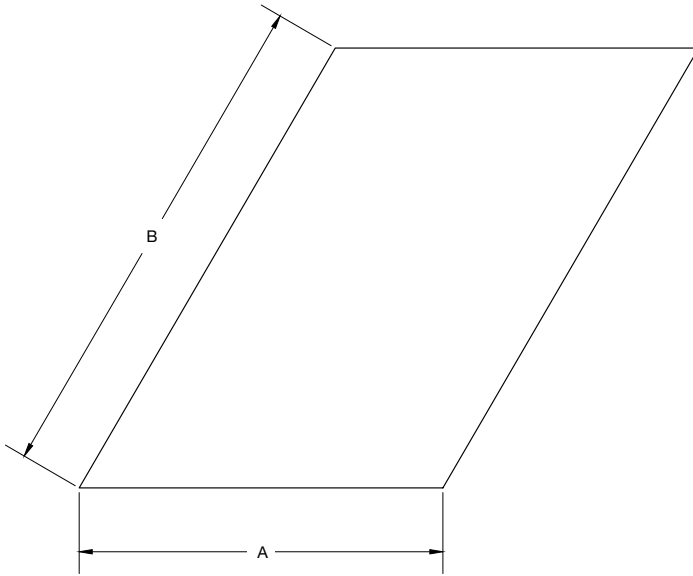


Color Group 1	White, Black, Dark Bronze, Musket Brown, Pebblestone Clay, Royal Brown, Terra Bronze
Color Group 2	Mill, White, Black, Dark Bronze, Musket Brown, Pebblestone Clay, Royal Brown, Terra Bronze
Color Group 3	Mill, White, Almond, Black, Cameo, Charcoal Grey, Desert Sand, Jefferson Tan, Montana Suede, Pebblestone Clay, Royal Brown, Sandtone, Terra Bronze, Wicker
Color Group 4	White, Almond, Black, Cameo, Dark Bronze, Musket Brown, Pebblestone Clay, Royal Brown, Terra Bronze, Wicker
Color Group 5	White, Almond, Black, Cameo, Charcoal Grey, Cream, Dark Bronze, Desert Sand, Evergreen, Jefferson Tan, Linen, London Brown, Montana Suede, Musket Brown, Pebblestone Clay, Royal Brown, Rugged Canyon, Russet Red, Sandtone, Silver Grey, Terra Bronze, Victorian Grey, Wicker

Roofing Accessories

Flat Flashing Squares

Product Code	Description	A Length	B Length	C Length	Material	Finish	Nominal Thickness / Gauge	Pcs/Ctn	Lbs/Ctn	Color Group
FF57	Flat Square 5x7	5"	7"	n/a	Aluminum	Alumalure 2000	0.013	500	21.1	0
FF57S	Flat Square 5x7 Galvanized	5"	7"	n/a	Galvanized Steel	Polyester	0.016	100	13.6	0
FF68	Flat Square 6x8	6"	8"	n/a	Aluminum	Alumalure 2000	0.013	500	29	0
FF68S	Flat Square 6x8 Galvanized	6"	8"	n/a	Galvanized Steel	Polyester	0.016	100	18.6	0
FF77	Flat Square 7x7	7"	7"	n/a	Aluminum	Alumalure 2000	0.013	500	29.5	0
FF77S	Flat Square 7x7 Galvanized	7"	7"	n/a	Galvanized Steel	Polyester	0.016	100	19	0
FF88	Flat Square 8x8	8"	8"	n/a	Aluminum	Alumalure 2000	0.013	500	38.6	0
FF88S	Flat Square 8x8 Galvanized	8"	8"	n/a	Galvanized Steel	Polyester	0.016	100	24.8	0



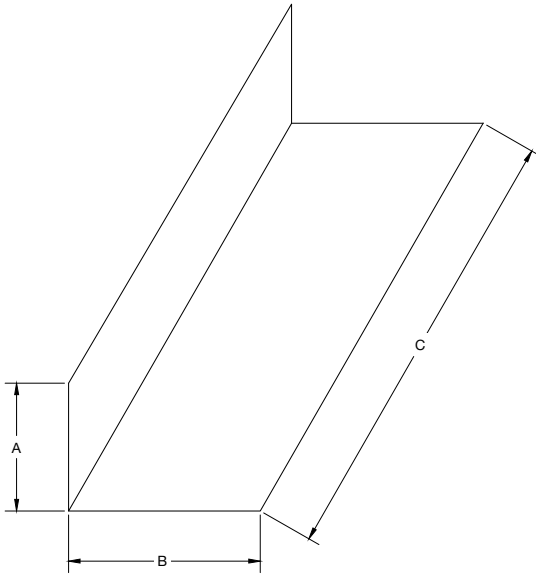
Color Group 0 | Mill, White/Black, Royal Brown/Terra Bronze

Color Group 1 | Mill, White, Black, Royal Brown, Terra Bronze

Roofing Accessories

Prebent Flashing Squares

Product Code	Description	A Length	B Length	C Length	Material	Finish	Nominal Thickness / Gauge	Pcs/ Ctn	Lbs/ Ctn	Color Group
PBF237	Prebent Square 2x3x7	2"	3"	7"	Aluminum	Alumalure 2000	0.013	500	21.1	1
PBF237S	Prebent Square 2x3x7 Galvanized	2"	3"	7"	Galvanized Steel	Polyester	0.016	100	13.6	1
PBF338	Prebent Square 3x3x8	3"	3"	8"	Aluminum	Alumalure 2000	0.013	500	29	1
PBF338S	Prebent Square 3x3x8 Galvanized	3"	3"	8"	Galvanized Steel	Polyester	0.016	100	18.6	1
PBF347	Prebent Square 3x4x7	3"	4"	7"	Aluminum	Alumalure 2000	0.013	500	29.5	1
PBF347S	Prebent Square 3x4x7 Galvanized	3"	4"	7"	Galvanized Steel	Polyester	0.016	100	19	1
PBF448	Prebent Square 4x4x8	4"	4"	8"	Aluminum	Alumalure 2000	0.013	500	38.6	1
PBF448S	Prebent Square 4x4x8 Galvanized	4"	4"	8"	Galvanized Steel	Polyester	0.016	100	24.8	1



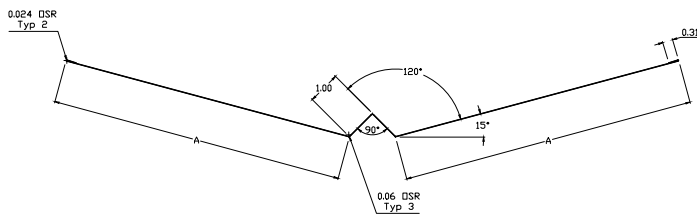
Color Group 0 Mill, White/Black, Royal Brown/Terra Bronze

Color Group 1 Mill, White, Black, Royal Brown, Terra Bronze

Roofing Accessories

W-Valley

Product Code	Description	Width	Length	Material	Finish	Nominal Thickness / Gauge	Pcs/ Ctn	Lbs/ Ctn	Color Group
WW18H	18" W-Valley Hemmed	18"	10'	Aluminum	Alumalure 2000	0.013	150	525	1
WW18S	18" W-Valley Galv Unhemmed	18"	10'	Galvanized Steel	Polyester	0.016	150	1260	1
WW18HS	18" W-Valley Hemmed Galv	18"	10'	Galvanized Steel	Polyester	0.016	150	1260	1
WW18HRS	18" W-Valley Hemmed Ribbed Galv	18"	10'	Galvanized Steel	Polyester	0.016	150	1260	1
WW20H	20" W-Valley Hemmed	20"	10'	Aluminum	Alumalure 2000	0.013	150	585	1
WW20S	20" W-Valley Galv Unhemmed	20"	10'	Galvanized Steel	Polyester	0.016	150	1400	1
WW20HS	20" W-Valley Hemmed Galv	20"	10'	Galvanized Steel	Polyester	0.016	150	1400	1
WW20HRS	20" W-Valley Hemmed Ribbed Galv	20"	10'	Galvanized Steel	Polyester	0.016	150	1400	1
WW24H	24" W-Valley Hemmed	24"	10'	Aluminum	Alumalure 2000	0.013	150	705	1
WW24S	24" W-Valley Galv Unhemmed	24"	10'	Galvanized Steel	Polyester	0.016	150	1680	1
WW24HS	24" W-Valley Hemmed Galv	24"	10'	Galvanized Steel	Polyester	0.016	150	1680	1
WW24HRS	24" W-Valley Hemmed Ribbed Galv	24"	10'	Galvanized Steel	Polyester	0.016	150	1680	1



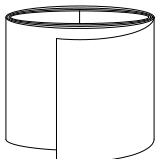
Color Group 0 | Mill, White/Black, Royal Brown/Terra Bronze

Color Group 1 | Mill, White, Black, Royal Brown, Terra Bronze

Roofing Accessories

Roll Valley

Product Code	Description	Width	Length	Material	Finish	Nominal Thickness / Gauge	Pcs/ Ctn	Lbs/ Ctn	Color Group
RF2450	24"x50' Roll Flashing .013	24"	50'	Aluminum	Alumalure 2000	0.013	1	17	0
RF2450S	24"x50' Roll Flashing Galv	24"	50'	Galvanized Steel	Polyester	0.016	1	56	0
RF2425	24"x25' Roll Flashing .013	24"	25'	Aluminum	Alumalure 2000	0.013	1	9	0
RF2425S	24"x25' Roll Flashing Galv	24"	25'	Galvanized Steel	Polyester	0.016	1	28	0
RF2050	20"x50' Roll Flashing .013	20"	50'	Aluminum	Alumalure 2000	0.013	1	14	0
RF2050S	20"x50' Roll Flashing Galv	20"	50'	Galvanized Steel	Polyester	0.016	1	46	0
RF2025	20"x25' Roll Flashing .013	20"	25'	Aluminum	Alumalure 2000	0.013	1	7	0
RF2025S	20"x25' Roll Flashing Galv	20"	25'	Galvanized Steel	Polyester	0.016	1	23	0
RF1650	16"x50' Roll Flashing .013	16"	50'	Aluminum	Alumalure 2000	0.013	1	12	0
RF1650S	16"x50' Roll Flashing Galv	16"	50'	Galvanized Steel	Polyester	0.016	1	37	0
RF1625	16"x25' Roll Flashing .013	16"	25'	Aluminum	Alumalure 2000	0.013	1	6	0
RF1625S	16"x25' Roll Flashing Galv	16"	25'	Galvanized Steel	Polyester	0.016	1	19	0
RF1450	14"x50' Roll Flashing .013	14"	50'	Aluminum	Alumalure 2000	0.013	1	10	0
RF1450S	14"x50' Roll Flashing Galv	14"	50'	Galvanized Steel	Polyester	0.016	1	33	0
RF1425	14"x25' Roll Flashing .013	14"	25'	Aluminum	Alumalure 2000	0.013	1	5	0
RF1425S	14"x25' Roll Flashing Galv	14"	25'	Galvanized Steel	Polyester	0.016	1	16	0
RF1250	12"x50' Roll Flashing .013	12"	50'	Aluminum	Alumalure 2000	0.013	1	9	0
RF1250S	12"x50' Roll Flashing Galv	12"	50'	Galvanized Steel	Polyester	0.016	1	28	0
RF1225	12"x25' Roll Flashing .013	12"	25'	Aluminum	Alumalure 2000	0.013	1	4	0
RF1225S	12"x25' Roll Flashing Galv	12"	25'	Galvanized Steel	Polyester	0.016	1	14	0
RF1050	10"x50' Roll Flashing .013	10"	50'	Aluminum	Alumalure 2000	0.013	1	7	0
RF1050S	10"x50' Roll Flashing Galv	10"	50'	Galvanized Steel	Polyester	0.016	1	23	0
RF1025	10"x25' Roll Flashing .013	10"	25'	Aluminum	Alumalure 2000	0.013	1	4	0
RF1025S	10"x25' Roll Flashing Galv	10"	25'	Galvanized Steel	Polyester	0.016	1	12	0
RF850	8"x50' Roll Flashing .013	8"	50'	Aluminum	Alumalure 2000	0.013	1	6	0
RF850S	8"x50' Roll Flashing Galv	8"	50'	Galvanized Steel	Polyester	0.016	1	19	0
RF825	8"x25' Roll Flashing .013	8"	25'	Aluminum	Alumalure 2000	0.013	1	3	0
RF825S	8"x25' Roll Flashing Galv	8"	25'	Galvanized Steel	Polyester	0.016	1	9	0
RF650	6"x50' Roll Flashing .013	6"	50'	Aluminum	Alumalure 2000	0.013	1	4	0
RF650S	6"x50' Roll Flashing Galv	6"	50'	Galvanized Steel	Polyester	0.016	1	14	0
RF625	6"x25' Roll Flashing .013	6"	25'	Aluminum	Alumalure 2000	0.013	1	2	0
RF625S	6"x25' Roll Flashing Galv	6"	25'	Galvanized Steel	Polyester	0.016	1	7	0
RF450	4"x50' Roll Flashing .013	4"	50'	Aluminum	Alumalure 2000	0.013	1	3	0
RF450S	4"x50' Roll Flashing Galv	4"	50'	Galvanized Steel	Polyester	0.016	1	9	0
RF425	4"x25' Roll Flashing .013	4"	25'	Aluminum	Alumalure 2000	0.013	1	1	0
RF425S	4"x25' Roll Flashing Galv	4"	25'	Galvanized Steel	Polyester	0.016	1	5	0



Color Group 0	Mill, White/Black, Royal Brown/Terra Bronze
Color Group 1	Mill, White, Black, Royal Brown, Terra Bronze

Notes:

Ply Gem Steel Siding Collection

Product Code/Description

Color Availability

8SWG

8" Woodgrain

Coating: Textured, SMP

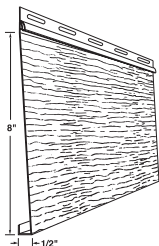
Material: 28g G60 Steel

Length: 12' 6"

12 Pcs./Ctn.

1 Sqs./Ctn.

85 Lbs./Ctn.



White
 Brandy Wood
 Charcoal Grey
 Dark Bronze
 Deep Granite
 Jefferson Tan
 Mahogany
 Montana Suede
 Natural Slate
 Newport Bay
 Pebblestone Clay
 Quiet Willow
 Red Brick
 Rugged Canyon
 Terra Bronze
 Wicker

D4SWG

Double 4" Woodgrain

Coating: Textured, SMP

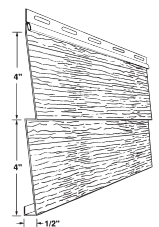
Material: 28g G60 Steel

Length: 12' 6"

12 Pcs./Ctn.

1 Sqs./Ctn.

91 Lbs./Ctn.



D5SWG

Double 5" Woodgrain

Coating: Textured, SMP

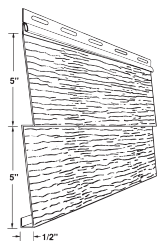
Material: 28g G60 Steel

Length: 12'

10 Pcs./Ctn.

1 Sqs./Ctn.

87 Lbs./Ctn.



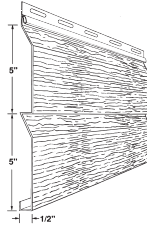
Notes:

Steel Siding

Product Code/Description

D5DLSWG
**Double 5" Dutch Lap
Woodgrain**

Coating: Textured, SMP
Material: 28g G60 Steel
Length: 12'
10 Pcs./Ctn.
1 Sqs./Ctn.
87 Lbs./Ctn.

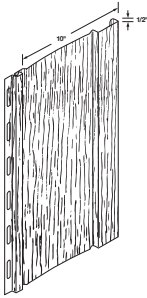


Color Availability

White
Brandy Wood
Charcoal Grey
Dark Bronze
Deep Granite
Jefferson Tan
Mahogany
Montana Suede
Natural Slate
Newport Bay
Pebblestone Clay
Quiet Willow
Red Brick
Rugged Canyon
Terra Bronze
Wicker

BB10SWG
**Board & Batten
10" Woodgrain**

Coating: Textured, SMP
Material: 28g G60 Steel
Length: 10'
12 Pcs./Ctn.
1 Sqs./Ctn.
87 Lbs./Ctn.



Notes:

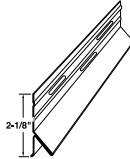
Steel Siding Accessories

Product Code/Description

Color Availability

S1WAP Starter Strip

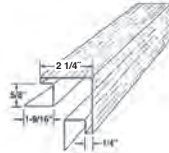
Coating: Mill
Material: 28g G60 Steel
40 Pcs./Ctn.
55 Lbs./Ctn.



Mill Finish

OCPSWG Outside Corner Post

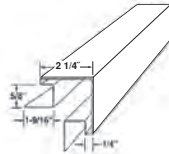
Coating: Textured, SMP
Material: 28g G60 Steel
Length: 10'
10 Pcs./Ctn.
67 Lbs./Ctn.



White
Almond
Brandy Wood
Cameo
Charcoal Grey
Dark Bronze
Deep Granite
Desert Sand
Jefferson Tan
Mahogany
Montana Suede
Musket Brown
Natural Slate
Newport Bay
Pebblestone Clay
Quiet Willow
Red Brick
Rugged Canyon
Terra Bronze
Wicker

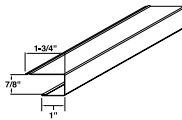
OCPSSM Smooth Outside Corner Post

Coating: Textured, SMP
Material: 28g G60 Steel
Length: 10'
10 Pcs./Ctn.
67 Lbs./Ctn.



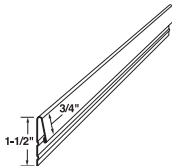
78SJ 7/8" J Channel

Coating: Textured, SMP
Finish: 28g G60 Steel
Nominal .019 Thick
Length: 12' 0"
25 Pcs./Ctn.
52 Lbs./Ctn.



UTS General Purpose Trim

Coating: Textured, SMP
Material: 28g G60 Steel
Length: 12' 6"
20 Pcs./Ctn.
36 Lbs./Ctn.



Steel Coil

Product Code/Description

STC2175

Trim Coil

Coating: Textured, SMP

Material: 28g G60 Steel

Length: 50' x 21.75"

24 Lbs./Ctn.

Color Availability

White	Musket Brown
Almond	Natural Slate
Brandy Wood	Newport Bay
Cameo	Pebblestone Clay
Charcoal Grey	Quiet Willow
Classic Cream	Red Brick
Dark Bronze	Royal Brown
Deep Granite	Rugged Canyon
Desert Sand	Sandtone
Jefferson Tan	Stone Clay
Mahogany	Terra Bronze
Montana Suede	Wicker

SC10625

10-5/8" Seamless Siding Coil

Coating: Textured, SMP

Material: 28g G60 Steel

Width: 10.625"

Weight: 700lbs +/-70lbs

White
Almond
Brandy Wood
Cameo
Charcoal Grey
Dark Bronze
Deep Granite
Desert Sand
Jefferson Tan
Mahogany
Montana Suede
Musket Brown
Natural Slate
Newport Bay
Pebblestone Clay
Quiet Willow
Red Brick
Rugged Canyon
Terra Bronze
Wicker

SC13250

13-1/4" Seamless Siding Coil

Coating: Textured, SMP

Material: 28g G60 Steel

Width: 13.25"

Weight: 700lbs +/-70lbs

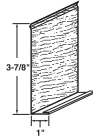
Notes:

Steel Fascia

Product Code/Description

F4SWG
**Wood Grain Embossed
 4" Fascia Trim**

Coating: Textured, SMP
 Material: 28g G60 Steel
 Length: 10'
 20 Pcs./Ctn.
 55 Lbs./Ctn.




Color Availability

White
 Dark Bronze
 Musket Brown
 Pebblestone Clay
 Wicker

F6SWG
**Wood Grain Embossed
 6" Fascia Trim**

Coating: Textured, SMP
 Material: 28g G60 Steel
 Length: 10'
 18 Pcs./Ctn.
 69 Lbs./Ctn.



White
 Almond
 Cameo
 Charcoal Grey
 Classic Cream
 Dark Bronze
 Desert Sand
 Jefferson Tan
 Montana Suede
 Musket Brown
 Pebblestone Clay
 Quiet Willow
 Royal Brown
 Rugged Canyon
 Sandtone
 Stone Clay
 Terra Bronze
 Wicker

F8SWG
**Wood Grain Embossed
 8" Fascia Trim**


Coating: Textured, SMP
 Material: 28g G60 Steel
 Length: 10'
 16 Pcs./Ctn.
 78 Lbs./Ctn.



White
 Dark Bronze
 Musket Brown
 Pebblestone Clay
 Wicker


F10SWG
**Envoy Wood Grain Embossed
 10" Fascia Trim**

Coating: Textured, SMP
 Material: 28g G60 Steel
 Length: 10'
 12 Pcs./Ctn.
 71 Lbs./Ctn.



Notes:

CASCADE LEDGE



COLOR OPTIONS

Alpine Mist	8080
Fairbanks	8077
Golden Hill	8079
Mystic	8078
Sandy Creek	8082

Cascade Ledge Flats


Part #	Carton Weight	Coverage	Cartons per Pallet
75513510	100 lbs.	10 sq. ft.	20
Average Unit Weight (Lbs/Sq Ft)	Average Thickness (inches)	Length (inches) Range	Width (inches) Range
11	1 1/2	5 1/2 - 18 1/4	1 1/4 - 6

Cascade Ledge Corners

Part #	Carton Weight	Coverage	Cartons per Pallet
75513511	75 lbs.	5 linear ft.	20
Unit Weight (Lbs/Ln Ft)	Thickness Range (inches)	Outside Long Dimension (inches)	Outside Short Dimension (inches)
11	1 1/8 - 1 9/16	5 1/4 - 10 3/4	2 5/8 - 5
Inside Long Dimension (inches)	Inside Short Dimension (inches)	Width (inches)	
3 3/4 - 9 1/2	1 1/4 - 3 5/8	1 3/4 - 6	

NOTE: Coverage is based on half-inch mortar joint.
Dry stack application will yield 8.5 sq. ft. of coverage.

COBBLESTONE



COLOR OPTIONS

Autumn	8004
Buckingham	8009

Cobblestone Flats


Part #	Carton Weight	Coverage	Cartons per Pallet
75510910	100 lbs.	10 sq. ft.	20
Average Unit Weight (Lbs/Sq Ft)	Average Thickness (inches)	Length (inches) Range	Width (inches) Range
9 1/2	1 2/7	6 - 16	4 - 12

Cobblestone Corners

Part #	Carton Weight	Coverage	Cartons per Pallet
75510911	75 lbs.	5 linear ft.	20
Unit Weight (Lbs/Ln Ft)	Thickness Range (inches)	Outside Long Dimension (inches)	Outside Short Dimension (inches)
9 1/2	3/4 - 2	4 1/2 - 10 1/2	2 1/2 - 4
Inside Long Dimension (inches)	Inside Short Dimension (inches)	Width (inches)	
2 3/4 - 9 1/2	1 1/2 - 2 3/4	2 - 11 3/4	

NOTE: Coverage is based on half-inch mortar joint.
Dry stack application will yield 8.5 sq. ft. of coverage.

CUT COBBLESTONE



COLOR OPTIONS

Aberdeen	8001
Autumn	8004
Buckingham	8009
Chardonnay	8013
Easton	8021
Hampton	8030
Honey	8032
Lehighton	8036
Odessa	8069
PA Lime	8046
Shade Mountain	8054
Sherwood	8058
Winfield	8065

Cut Cobblestone Flats


Part #	Carton Weight	Coverage	Cartons per Pallet
75511010	100 lbs.	10 sq. ft.	20
Average Unit Weight (Lbs/Sq Ft)	Average Thickness (inches)	Length (inches) Range	Width (inches) Range
9 1/2	1 3/8	6 -20	3 -12

Cut Cobblestone Corners

Part #	Carton Weight	Coverage	Cartons per Pallet
75511011	75 lbs.	5 linear ft.	20
Unit Weight (Lbs/Ln Ft)	Thickness Range (inches)	Outside Long Dimension (inches)	Outside Short Dimension (inches)
9 1/2	1 1/2 - 2 1/2	5 3/4 - 13	3 - 4 1/2
Inside Long Dimension (inches)	Inside Short Dimension (inches)	Width (inches)	
4 1/4 - 11 1/2	1 1/2 - 2 1/2	3 1/2 - 8	

NOTE: Coverage is based on half-inch mortar joint.
Dry stack application will yield 8.5 sq. ft. of coverage.

FIELDSTONE



COLOR OPTIONS

Antigo	8002
Autumn	8004
Buckingham	8009
Chardonnay	8013
Columbia	8016
Earthtone	8020
Easton	8021
Hampton	8030
Leighton	8036
Shade Mountain	8054
Shenandoah	8057
Sherwood	8058

Fieldstone Flats


Part #	Carton Weight	Coverage	Cartons per Pallet
75511410	100 lbs.	10 sq. ft.	20
Average Unit Weight (Lbs/Sq Ft)	Average Thickness (inches)	Length (inches) Range	Width (inches) Range
9 1/2	1 1/2	6 - 20	4 - 12

Fieldstone Corners

Part #	Carton Weight	Coverage	Cartons per Pallet
75511411	75 lbs.	5 linear ft.	20
Unit Weight (Lbs/Ln Ft)	Thickness Range (inches)	Outside Long Dimension (inches)	Outside Short Dimension (inches)
9 1/2	1 1/4 - 2 1/2	6 - 12	3 1/4 - 4 3/4
Inside Long Dimension (inches)	Inside Short Dimension (inches)	Width (inches)	
4 1/2 - 10 1/2	2 - 3	3 1/2 - 12	

NOTE: Coverage is based on half-inch mortar joint.
Dry stack application will yield 8.5 sq. ft. of coverage.

LEDGESTONE



COLOR OPTIONS

Autumn	8004
Buckingham	8009
Chardonnay	8013
Easton	8021
Rockaway	8051
Sherwood	8058

Ledgestone Flats


Part #	Carton Weight	Coverage	Cartons per Pallet
75511710	110 lbs.	10 sq. ft.	20
Average Unit Weight (Lbs/Sq Ft)	Average Thickness (inches)	Length (Inches) Range	Width (Inches) Range
11	1 1/2	6 - 18	2 - 6

Ledgestone Corners

Part #	Carton Weight	Coverage	Cartons per Pallet
75511711	85 lbs.	5 linear ft.	20
Unit Weight (Lbs/Ln Ft)	Thickness Range (inches)	Outside Long Dimension (inches)	Outside Short Dimension (inches)
11	1 1/2 - 2 1/2	5 3/4 - 12 1/2	3 1/2 - 5
Inside Long Dimension (inches)	Inside Short Dimension (inches)	Width (inches)	
4 1/4 - 10 1/2	1 3/4 - 2 3/4	1 3/4 - 4	

NOTE: Coverage is based on half-inch mortar joint.
Dry stack application will yield 8.5 sq. ft. of coverage.

MANORSTONE



COLOR OPTIONS

Oswego	8075
Sierra	8073
Spice	8076
Summit	8074

Manorstone Flats


Part #	Carton Weight	Coverage	Cartons per Pallet
75513410	110 lbs.	10 sq. ft.	20
Average Unit Weight (Lbs/Sq Ft)	Average Thickness (inches)	Length (inches) Range	Width (inches) Range
10	1 6/13	5 1/4 - 20	1 1/4 - 10 1/2

Manorstone Corners

Part #	Carton Weight	Coverage	Cartons per Pallet
75513411	75 lbs.	5 linear ft.	20
Unit Weight (Lbs/Ln Ft)	Thickness Range (inches)	Outside Long Dimension (inches)	Outside Short Dimension (inches)
10 1/2	1 1/4 - 1 1/8	5 1/2 - 10 1/2	3 1/2 - 4
Inside Long Dimension (inches)	Inside Short Dimension (inches)	Width (inches)	
3 1/2 - 9 1/2	2 1/2 - 2 3/4	2 - 11 1/2	

NOTE: Coverage is based on half-inch mortar joint.
Dry stack application will yield 8.5 sq. ft. of coverage.

RIDGESTONE



COLOR OPTIONS

Autumn	8004
Chardonnay	8013

Ridgestone Flats


Part #	Carton Weight	Coverage	Cartons per Pallet
75512110	100 lbs.	10 sq. ft.	20
Average Unit Weight (Lbs/Sq Ft)	Average Thickness (inches)	Length (inches) Range	Width (inches) Range
10	1 1/3	6 - 18	2 - 8

Ridgestone Corners

Part #	Carton Weight	Coverage	Cartons per Pallet
75512111	75 lbs.	5 linear ft.	20
Unit Weight (Lbs/Ln Ft)	Thickness Range (inches)	Outside Long Dimension (inches)	Outside Short Dimension (inches)
10	1 - 2 1/2	5 3/4 - 13	3 - 5
Inside Long Dimension (inches)	Inside Short Dimension (inches)	Width (inches)	
4 1/8 - 11 1/4	1 1/2 - 2 3/4	2 1/8 - 5	

NOTE: Coverage is based on half-inch mortar joint.
Dry stack application will yield 8.5 sq. ft. of coverage.

RIVERSTONE



COLOR OPTIONS

Earthtone	8020
Midwest	8039
Pocono Mountain	8048
Shade Mountain	8054

Riverstone Flats

Part #	Carton Weight	Coverage	Cartons per Pallet
75512210	95 lbs.	10 sq. ft.	20
Average Unit Weight (Lbs/Sq Ft)	Average Thickness (inches)	Length (inches) Range	Width (inches) Range
9 1/2	1 2/9	4 - 14	4 - 14


Riverstone Corners

Part #	Carton Weight	Coverage	Cartons per Pallet
75512211	30 lbs.	5 linear ft.	20
Unit Weight (Lbs/Ln Ft)	Thickness Range (inches)	Outside Long Dimension (inches)	Outside Short Dimension (inches)
9 1/2	1 - 2	4 - 6 1/2	2 3/4 - 4
Inside Long Dimension (inches)	Inside Short Dimension (inches)	Width (inches)	
3 - 5 1/2	2 - 3 1/2	3 1/2 - 8 1/2	

NOTE: Coverage is based on half-inch mortar joint.
Dry stack application will yield 8.5 sq. ft. of coverage.

SHADOW LEDGESTONE

COLOR OPTIONS



Aberdeen	8001
Antigo	8002
Autumn	8004
Bradford	8007
Buckingham	8009
Chardonnay	8013
Earthtone	8020
Easton	8021
Hampton	8030
Lehlighton	8036
PA Lime	8046
Shade Mountain	8054
Shenandoah	8057
Sherwood	8058

Shadow Ledgestone Flats


Part #	Carton Weight	Coverage	Cartons per Pallet
75512310	100 lbs.	10 sq. ft.	20
Average Unit Weight (Lbs/Sq Ft)	Average Thickness (inches)	Length (inches) Range	Width (inches) Range
10	1 1/2	6 - 18	3 - 6

Shadow Ledgestone Corners

Part #	Carton Weight	Coverage	Cartons per Pallet
75512311	75 lbs.	5 linear ft.	20
Unit Weight (Lbs/Ln Ft)	Thickness Range (inches)	Outside Long Dimension (inches)	Outside Short Dimension (inches)
10	1 1/2 - 2 1/2	6 1/4 - 12 1/2	3 1/2 - 5
Inside Long Dimension (inches)	Inside Short Dimension (inches)	Width (inches)	
4 1/2 - 10 3/4	2 - 3	1 1/8 - 4	

NOTE: Coverage is based on half-inch mortar joint.
Dry stack application will yield 8.5 sq. ft. of coverage.

TUSCAN FIELDSTONE



COLOR OPTIONS

Aberdeen	8001
Autumn	8004
Buckingham	8009
Chardonnay	8013
Penns Valley	8047
Shenandoah	8057

Tuscan Fieldstone Flats


Part #	Carton Weight	Coverage	Cartons per Pallet
75513010	110 lbs.	10 sq. ft.	20
Average Unit Weight (Lbs/Sq Ft)	Average Thickness (inches)	Length (inches) Range	Width (inches) Range
10	1 3/5	8 - 22	3 - 12

Tuscan Fieldstone Corners

Part #	Carton Weight	Coverage	Cartons per Pallet
75513011	75 lbs.	5 linear ft.	20
Unit Weight (Lbs/Ln Ft)	Thickness Range (inches)	Outside Long Dimension (inches)	Outside Short Dimension (inches)
10	1 1/4 - 2 1/2	6 - 11 1/2	2 1/4 - 5
Inside Long Dimension (inches)	Inside Short Dimension (inches)	Width (inches)	
4 3/4 - 10 3/4	1 1/4 - 8 1/8	2 1/2 - 5 1/4	

NOTE: Coverage is based on half-inch mortar joint.
Dry stack application will yield 8.5 sq. ft. of coverage.

TRUE STACK



COLOR OPTIONS

Arkose	8003
Calgary	8011
Cambria	8012
Flint	8023
Shenandoah	8057
Sonoma	8060
Tuscarora	8063

True Stack Flats

Part #	Carton Weight	Coverage	Cartons per Pallet
75512910	110 lbs.	10 sq. ft.	20
Average Unit Weight (Lbs/Sq Ft)	Average Thickness (inches)	Length (inches) Range	Width (inches) Range
11	2	8 3/4 - 18 1/4	3 3/4 - 4 1/4

True Stack Corners

Part #	Carton Weight	Coverage	Cartons per Pallet
75512911	75 lbs.	5 linear ft.	20
Unit Weight (Lbs/Ln Ft)	Thickness Range (inches)	Outside Long Dimension (inches)	Outside Short Dimension (inches)
11	1 3/4 - 2 1/4	5 3/4 - 18 1/4	2 3/4 - 6 1/4
Inside Long Dimension (inches)	Inside Short Dimension (inches)	Width (inches)	
5 3/4 - 18 1/4	2 3/4 - 6 1/4	3 3/4 - 4 1/4	

COLONIAL BRICK



COLOR OPTIONS

Chester	8068
Clairion	8015
Fulton	8025
Monroe	8041

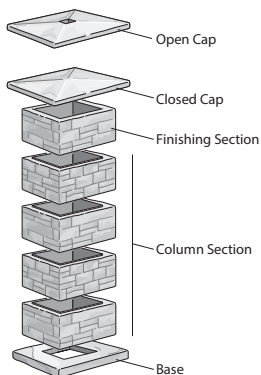
Colonial Brick Flats

1"	Part #	Carton Weight	Pcs. per Carton	Coverage	Cartons per Pallet
	75513110	70 lbs.	70 pcs.	10 sq. ft.	32
	Average Unit Weight (Lbs/Sq Ft)	Average Thickness (in.)	Length Range (in.)	Width Range (in.)	
	8 1/2	1	7 1/4 - 7 3/4	3 1/4 - 3 3/4	
2"	Part #	Carton Weight	Pcs. per Carton	Coverage	Cartons per Pallet
	75513210	70 lbs.	35 pcs.	5 sq. ft.	32
	Average Unit Weight (Lbs/Sq Ft)	Average Thickness (in.)	Length Range (in.)	Width Range (in.)	
	9 1/2	1 3/4	7 1/4 - 7 3/4	3 1/4 - 3 3/4	

Colonial Brick Corners

1"	Part #	Carton Weight	Pcs. per Carton	Coverage	Cartons per Pallet
	75513111	36 lbs.	25 pcs.	5 linear ft.	32
	Unit Weight (Lbs/Ln Ft)	Thickness Range (in.)	Outside Long Dimension (in.)	Outside Short Dimension (in.)	
	8 1/2	3/4 - 1	7 1/4 - 7 1/2	3 1/4 - 3 1/2	
	Inside Long Dimension (in.)	Inside Short Dimension (in.)	Width (in.)		
	5 1/2 - 6	2 1/4 - 2 1/2	2 1/8 - 2 1/4		
2"	Part #	Carton Weight	Pcs. per Carton	Coverage	Cartons per Pallet
	75513211	72 lbs.	25 pcs.	5 linear ft.	32
	Unit Weight (Lbs/Ln Ft)	Thickness Range (in.)	Outside Long Dimension (in.)	Outside Short Dimension (in.)	
	9 1/2	1 3/4 - 2	7 1/4 - 7 1/2	3 1/4 - 3 1/2	
	Inside Long Dimension (in.)	Inside Short Dimension (in.)	Width (in.)		
	5 1/2 - 6	1 1/4 - 1 3/4	2 1/8 - 2 1/4		

MORTARLESS OFFERING



COLOR OPTIONS

Mystic	8078
Shenandoah	8057

The Column

Open Cap

Part #	Carton Weight	Dimensions	Pcs. per Carton	Cartons per Pallet
75516413	33 lbs.	2 1/4" h - 18" sq.	1	20

Closed Cap

Part #	Carton Weight	Dimensions	Pcs. per Carton	Cartons per Pallet
75516313	35 lbs.	2 1/4" h - 18" sq.	1	20

Finishing Section (for capping)

Part #	Carton Weight	Dimensions	Pcs. per Carton	Cartons per Pallet
75516613	30 lbs.	5 7/8" h - 14 1/2" sq.	1	20

Column Section

Part #	Carton Weight	Dimensions	Pcs. per Carton	Cartons per Pallet
75516513	30 lbs.	5 3/4" h - 14 1/2" sq.	1	20

Base

Part #	Carton Weight	Dimensions	Pcs. per Carton	Cartons per Pallet
75514913	32 lbs.	2 1/4" h - 15 1/2" sq.	1	20

NOTE: The Column is constructed in square-shaped sections. This modular system allows for custom height.

ACCESSORIES

COLOR OPTIONS

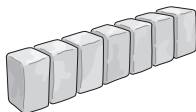
Brown	8008
Charcoal	8081
Country	8017
Cream	8018
Lime	8037



Address / Date Stone

Part #	Carton Weight	Dimensions	Pcs. per Carton	Cartons per Pallet
75510612	8 lbs.	7 1/4" w x 11 1/2" h x 1 1/2" thick	1	N/A
75513312	20 lbs.	11 3/4" w x 19" h x 1 1/2" thick	1	N/A

Brick Sill



Part #	Carton Weight	Dimensions	Pcs. per Carton	Cartons per Pallet
75510712	100 lbs.	2 7/8" w x 3 1/2" h x 19 1/4" thick	10	20

Note: Available in the Brick color offering.

Capstone

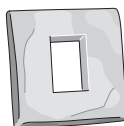


Part #	Carton Weight	Dimensions	Pcs. per Carton	Cartons per Pallet
75510812	20 lbs.	11 3/4" w x 19" h x 1 1/2" thick	1	20

ACCESSORIES


COLOR OPTIONS

Brown	8008
Charcoal	8081
Country	8017
Cream	8018
Lime	8037



Electric Box

Part #	Carton Weight	Dimensions	Pcs. per Carton	Cartons per Pallet
75511212	6 lbs.	8" w x 8" h x 2" thick	12	32



Hearthstone

Part #	Carton Weight	Dimensions	Pcs. per Carton	Cartons per Pallet
75510312	35 lbs.	19" w x 19" h x 1 1/2" thick	1	18
75510412	80 lbs.	Top: 24" w x 24" h with Edging: 25" w x 25" h	1	9



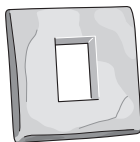
Keystone

Part #	Carton Weight	Dimensions	Pcs. per Carton	Cartons per Pallet
75512612	70 lbs.	4 7/8" base x 10 1/2" h x 8 1/4" top	10	32

ACCESSORIES

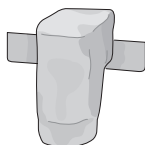
COLOR OPTIONS

Brown	8008
Charcoal	8081
Country	8017
Cream	8018
Lime	8037



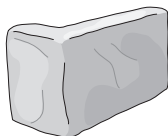
Light Box

Part #	Carton Weight	Dimensions	Pcs. per Carton	Cartons per Pallet
75511812	80 lbs.	8" w x 11 1/2" h x 2" thick	8	32



Mantel Bracket

Part #	Carton Weight	Dimensions	Pcs. per Carton	Cartons per Pallet
75511912	80 lbs.	3 3/4" w x 6 1/2" top x 8 1/4" h	7	20



Quoin Corner

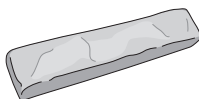
Part #	Carton Weight	Dimensions	Pcs. per Carton	Cartons per Pallet
75512012	66 lbs.	5 1/2" d x 6 7/8" h x 12 7/8" thick	6	20

ACCESSORIES

COLOR OPTIONS

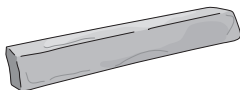
Brown	8008
Charcoal	8081
Country	8017
Cream	8018
Lime	8037

Shutter Blocks



Part #	Carton Weight	Dimensions	Pcs. per Carton	Cartons per Pallet
75510012	63 lbs.	3" d x 2 7/8" h x 14" thick	9	32
75510112	72 lbs.	3" d x 2 7/8" h x 14 5/8" thick	9	32

Sill



Part #	Carton Weight	Dimensions	Pcs. per Carton	Cartons per Pallet
75512412	81 lbs.	3 1/4" d x 2 7/8" h x 18" thick	9	32
75512512	72 lbs.	3 1/4" d x 2 7/8" h x 24" thick	6	32

Soldiers



Part #	Carton Weight	Dimensions	Pcs. per Carton	Cartons per Pallet
75511612	90 lbs.	5 3/4" w x 8" h x 2" thick	18	32
75512712	72 lbs.	4 7/8" w x 8 5/8" h x 2" thick	18	32

ACCESSORIES

COLOR OPTIONS

Brown	8008
Charcoal	8081
Country	8017
Cream	8018
Lime	8037



Tapered Capstone



Part #	Carton Weight	Dimensions	Pcs. per Carton	Cartons per Pallet
75510212	80 lbs.	14" w x 19" h x 2" thick	2	20
75510512	70 lbs.	14" w x 32" h x 2" thick	1	10

Trim Stone



Part #	Carton Weight	Dimensions	Pcs. per Carton	Cartons per Pallet
75512812	64 lbs.	7 1/4" w x 11 1/2" h x 1 1/2" thick	8	32

Rainscreen

Part #	Carton Weight	Dimensions	Coverage Area	Rolls per Palet
75611310	14 lbs.	39" w x 61 1/2' h x 6mm thick	200 sq. ft	18
75611311	16 lbs.	39" w x 40' h x 10mm thick	130 sq. ft	18

DURATA



Starter Kit

Part #	Pieces per Carton	Colors	UOM	Carton Weight	Cartons per Pallet
75524712	4 starters 4 transitions 24 screws	Shenandoah (8057) Mystic (8078)	Carton	15 lbs.	63



ACC-Soldier-Country

Part #	Pieces per Carton	Colors	UOM	Carton Weight	Cartons per Pallet	Coverage per Carton
75517012	3 soldiers	Country (8017) Charcoal (8081)	Carton	46 lbs.	32	4.625 linear ft.

ACC-24" Sill-Charcoal



Part #	Pieces per Carton	Colors	Individual Piece Dimensions	UOM	Carton Weight	Cartons per Pallet	Coverage per Carton
75517112	5 sills	Country (8017) Charcoal (8081)	24"(L) x 3"(H) 3.25" Thick	Carton	61 lbs.	32	10 linear ft.

Steel J-Channel



Part #	Pieces per Carton	Colors	Individual Piece Dimensions	UOM
75514812	4	Wicker (8072)	72"(L)	Carton

Ply Gem Stone Part #'s

Understanding our Smart Numbers

Digits 1 - 3	Represents Ply Gem Stone products (always 755)
Digits 4 - 6	Represents the Style (see below)
Digits 7 - 8	Represents the Item Type (see below)
Digits 9 - 12	Represents the Color Code (see below)

755
Ply Gem
Stone

123
Style

10
Item
Type

8057
Color

Style Code #'s

131	1" Colonial Brick	165	Stone Column Section	118	Light Box
132	2" Colonial Brick	166	Stone Column Finish	119	Mantel Bracket
109	Cobblestone	163	Closed Cap	120	Quoin Corner Shutter
110	Cut Cobblestone	164	Open Cap	100	Blocks 14"
114	Fieldstone	149	Base	101	Shutter Blocks 15"
130	Tuscan Fieldstone	106	Address / Date Stone	124	Tapered Sill 18"
117	Ledgestone	133	Address / Date Stone LG	125	Tapered Sill 24"
123	Shadow Ledgestone	107	Brick Sill	116	Soldiers 6x8
121	Ridgestone	108	Capstone	127	Soldiers 5x9
122	Riverstone	112	Electric Box	102	Tapered Capstone 19"
129	True Stack	103	Hearthstone 19"	105	Tapered Capstone 32"
134	Manorstone	104	Hearthstone 24"	128	Trim Stone
135	Cascade Ledge	126	Keystone		

Type Code #'s

10	Flats
11	Corners
12	Accessories
13	Column

Color Code #'s

8001	Aberdeen	8079	Golden Hill	8073	Sierra
8080	Alpine Mist	8030	Hampton	8060	Sonoma
8002	Antigo	8032	Honey	8076	Spice
8003	Arkose	8036	Lehighton	8074	Summit
8004	Autumn	8037	Lime	8063	Tuscarora
8007	Bradford	8039	Midwest	8065	Winfield
8009	Buckingham	8041	Monroe		
8011	Calgary	8078	Mystic		
8012	Cambria	8069	Odessa		
8067	Canyon	8045	Omaha		
8013	Chardonnay	8075	Oswego		
8068	Chester	8046	PA Lime		
8015	Clarion	8047	Penns Valley		
8016	Columbia	8048	Pocono Mountain		
8020	Earthtone	8051	Rockaway		
8021	Easton	8082	Sandy Creek	8081	Charcoal
8077	Fairbanks	8054	Shade Mountain	8017	Country
8023	Flint	8057	Shenandoah	8018	Cream
8025	Fulton	8058	Sherwood	8008	Brown
				8037	Lime

Accessories

Specifications & Conformance

VINYL SIDING + SOFFIT

Mastic siding and soffit products are designed for use in residential and light commercial applications.

FINISH

Mastic vinyl siding and soffit are produced from a PVC compound containing quality color pigments to provide color throughout the thickness of the panel. Close control of color and gloss is maintained to provide for an attractive, weatherable surface. Textured vinyl panels are uniformly embossed to provide an attractive woodgrain pattern.

For cedar-look colors, Kynar 500® has been formulated into a film, which becomes an integral part of an exclusive layering process. The film finish system exhibits no cracking, blistering, corrosion or loss of adhesion when subjected to extreme test cycles of cold, heat, acid rain and humidity. Test results are available upon request.

*Kynar 500® is a registered trademark of Elf Atochem North America, Inc.

MANUFACTURING PHYSICALS

Solid vinyl siding, soffit and accessories are an extruded polyvinyl chloride (PVC) compound as defined in ASTM D3679, Standard Specification for PVC Siding.™ The cell classification as defined by ASTM D1784 is 13344-B.

Mastic PVC resin meets or exceeds the properties listed here:

Tensile strength (psi)	7,100 – 7,600
Tensile modulus (psi)	360,000 – 400,000
Specific gravity	1.39 – 1.49
Hardness (ShoreD)	76 ± 3
Heat deflection under load 264 psi	170°F
Izod impact strength (ft-lbs/in of notch)	3.3
Chemical resistance	Excellent
Coefficient of linear expansion	2.9 (73.7) X 10-5

THICKNESS

Mastic vinyl siding and soffit panels exceed requirements per ASTM D3679 section 4.2.

Siding thickness (nominal)

Board+Batten Designer Series™	.048" (1.22)	Ovation™	.042" (1.07)
Passage™	.050" (1.27)	Mill Creek®	.040" (1.02)
Structure® (Vinyl)	.046" (1.17)	Eclipse™	.040" (1.02)
Liberty Elite®	.048" (1.22)	T-Lok Barkwood®	.048" (1.22)
Charleston Beaded™	6-1/2"	Quest®	.046" (1.17)
(Contemporary)	.044" (1.12)	Carvedwood•44™	.044" (1.16)

Soffit thickness (nominal)

Ventura®	.044" (1.12)	Pro-Tech® Plus Double 5"	.042" (1.07)
Pro-Bead®	.040" (1.02)	Universal D5	.040" (1.02)
Pro-Select®	.046" (1.17)	Universal T4	.036" (0.91)
Pro-Tech® Plus Triple 4"	.040" (1.02)		

NOTE: All measurements noted in () are in centimeters (cm).

VENTILATION AREA

(Free air space area in sq in/sq ft)

Ventura®	9.19 sq in (59.290 cm ²)	Pro-Tech® Plus Double 5"	7.53 sq in (48.581 cm ²)
Pro-Bead®	1.54 sq in (9.9355 cm ²)	Pro-Tech® Plus Triple 4"	5.87 sq in (37.871 cm ²)
Pro-Select®	7.53 sq in (48.581 cm ²)	Universal D5	7.53 sq in (48.581 cm ²)
Pro-Tech® Plus Triple 4"	5.87 sq in (37.871 cm ²)	Universal T4	5.87 sq in (37.871 cm ²)

RELEVANT STANDARDS/CODES

Mastic vinyl siding products meet or exceed the following industry standards and/or building code approvals:

Standards and Codes	Patent #
ASTM	C1363
ASTM	C272
ASTM	D2843 (U.B.C. #52-2)
ASTM	D635
ASTM	E84
ASTM	E96
ASTM	D3679
ASTM	D4477
ASTM	D7793
Metro Dade	08-0429.11
State of Florida	5538-R1
State of Florida	11191
State of Florida	5544
State of Florida	12141
Texas State Board of Insurance Ruling	EC-27
ICC Evaluation Service	NER-638

Fire-Resistance Ratings

ASTM E84
 Flame spread less than 20
 Fuel contribution 0
 Smoke density 400

ASTM D635
 Avg. time of burning less than 5 sec.
 Avg. length of burning 20 mm

ASTM E-119
 1 hour firewall,
 1 hour firewall,
 Standard test
 method for fire
 Tests of building
 Construction and materials

ASTM D2843 (U.B.C. #52-2)
 Smoke density 48

UBC 26-9
 Intermediate-scale
 Multistory fire test

Windload Ratings

Cedar Discovery® Hand-Split Shake	190 mph	Liberty Elite®	165 mph
Cedar Discovery® Perfection Shingle D7*	210 mph	Charleston Beaded™	165 mph
Cedar Discovery® Perfection Shingle T5*	230 mph	Board + Batten Designer Series™	175 mph
Cedar Discovery® Half-Round	180 mph	Mill Creek®	165 mph
Structure® Home Insulation System™	190 mph	Quest®	240 mph
Eclipse™	165 mph	Carvedwood 44™	200 mph
Envoy® Aluminum Siding	165 mph	Ovation™	195 mph
Endurance® Aluminum Siding	165 mph	T-Lok Barkwood®	165 mph

IMPORTANT: FIRE SAFETY INFORMATION

Exterior vinyl building materials require little maintenance for many years. Nevertheless, common sense dictates that builders and suppliers of vinyl products store, handle and install vinyl materials in a manner that avoids damage to the product and/or structure. Owners and installers should take a few simple steps to protect vinyl building materials from fire.

To Home and Building Owners

Rigid vinyl siding is made from organic materials and will melt or burn when exposed to a significant source of flame or heat. Building owners, occupants and outside maintenance personnel should always take normal precautions to keep sources of fire, such as barbecues, and combustible materials, dry leaves, mulch and trash away from vinyl siding.

To Building Trades, Specifiers, Professionals and Do-It-Yourself Installers

When rigid vinyl siding is exposed to significant heat or flames, the vinyl will soften, sag, melt or burn, and may thereby expose material underneath. Care must be exercised when selecting underlayment materials because many underlayment materials are made from organic materials that are combustible. Fire properties of underlayment materials should be ascertained prior to installation. All building materials should be installed in accordance with local, state and federal building code and fire regulations.

WALL FIRE RESISTANCE MATRIX				
	Wall System	Interior Underlayment	Exterior Sheathing	Popular Residential Claddings*
Non-rated Wall	Any conventional construction	1/2" gypsum board	Any conventional materials	Wood Plywood OSB Hardboard Steel Aluminum Vinyl
One-hour Rating	Any conventional construction	1 layer of 5/8" gypsum board	MUST INCLUDE 1 layer of 5/8" gypsum board	
Two-hour Rating	Any conventional construction	2 layers of 5/8" gypsum board	MUST INCLUDE 2 layers of 5/8" gypsum board	

*NOTE: Fire-treated versions may also be available for some popular wood-based siding products. For general information about vinyl siding products, contact the Vinyl Siding Institute, 1201 15th St. NW, Suite 220, Washington, DC 20005. Request brochures titled, "Fire Properties" and "What Homeowners Want to Know."

WARRANTY

Mastic backs its vinyl siding and soffit with a Mastic V.I.P. Limited Lifetime Warranty. Many products also include hail coverage. Consult actual warranty certificates for complete coverage details.

CEDAR DISCOVERY® SHINGLE SIDING

Mastic Cedar Discovery® shingle siding is designed for use in residential and light commercial applications.

FINISH

Cedar Discovery® shingle siding is produced from a polypropylene compound containing quality color pigments to provide color throughout the thickness of the panel. Close control of color and gloss is maintained to provide for an attractive, weatherable surface.

MANUFACTURING PHYSICALS

Double 7" Perfection Shingle Siding

1. Style: Double 7" profile, 14" exposure
2. Butt dimension: 3/4"
3. Length: 67-1/2"
4. Nail hem: continuous locking nail hem
5. Thickness: nominal .080"
6. Material: polypropylene

Half-Round

1. Style: Double Round 6-1/4" profile, 12-1/2" exposure
2. Butt dimension: 3/4"
3. Length: 51-3/4"
4. Nail hem: continuous locking nail hem
5. Thickness: nominal .080"
6. Material: polypropylene

Triple 5" Perfection Shingle Siding

1. Style: Triple 5" profile, 15" exposure
2. Butt dimension: 3/4"
3. Length: 69-1/2"
4. Nail hem: continuous locking nail hem
5. Thickness: nominal .100"
6. Material: polypropylene

Hand-Split Shake

1. Style: Double 9-3/8" profile, 18-3/4" exposure
2. Butt dimension: 7/8"
3. Length: 67-3/4"
4. Nail hem: continuous locking nail hem
5. Thickness: nominal .080"
6. Material: polypropylene

RELEVANT STANDARDS/CODES

Cedar Discovery® shingle siding is a rigid polypropylene siding. Cedar Discovery® shingle siding, tested in compliance to ASTM flame test procedures, meets or exceeds the following properties as required by the national code bodies.

Burn rate	ASTM D635 – 1.15"/minute
Minimum self-ignition temperature	ASTM D1929 – 673F
Minimum flash-ignition temperature	ASTM D1929 – 651F
Flame spread and smoke developed	ASTM E84 – Flame 150, Smoke 710
Windload	ASTM D5206 – 80 psf, 180 mph

NOTE: Cedar Discovery® has been tested per ASTM D5206 standard test method for windload resistance of rigid PVC siding. Check with your local building inspector for windload requirements in your area.

DELIVERY, STORAGE AND HANDLING

Deliver rigid polypropylene siding products to the project site in their original packaging. Store rigid polypropylene products in their original packaging on a flat surface under cover, stacked no more than 12 boxes high. Do not store in a location where temperatures may exceed 130F.

IMPORTANT: FIRE SAFETY INFORMATION

Rigid polypropylene siding is made from organic materials and will melt or burn when exposed to a significant source of flame or heat. Property owners, occupants and maintenance personnel should be familiar with the performance characteristics of underlayment materials. For maximum safety, non-combustible underlayment materials are recommended. Normal precautions to protect rigid polypropylene building materials from sources of fire should be taken. Barbecues and combustible materials, such as dry leaves, mulch and trash, should be kept away from polypropylene siding.

WARRANTY

Mastic Cedar Discovery® shingle siding has Mastic's V.I.P. Limited Lifetime Warranty. Consult the actual product warranty for complete coverage details.

ALUMINUM SIDING, SOFFIT + TRIM SHEET

Mastic siding and soffit products are designed for use in residential and light commercial applications.

FINISH

Siding and Soffit: The AlumaLure® 2000 finish is a two-coat acrylic applied in a two-phase operation that includes a corrosion-inhibiting primer and a baked-on, high-performance acrylic topcoat.

Trim Sheet: Available in the AlumaLure® 2000 smooth finish and the PVC coated striated finish. All Mastic Home Exteriors aluminum siding and soffit panels exceed requirements per AAMA 1402.86.

MANUFACTURING PHYSICALS

Mastic aluminum siding and soffit are made of 3105 aluminum sheet (minimum tensile strength 29,000 psi; minimum yield strength 26,000 psi).

THICKNESS

Siding thickness (nominal)

Endurance® Rustic Double 4"	.019 (.483)	Envoy® Traditional Select 8"	.024 (.610)
Envoy® Rustic Double 4"	.024 (.610)	Envoy® Horizon Collection Double 5"	.024 (.610)
Endurance™ Double 5" Dutch Lap	.019 (.483)		

Soffit thickness (nominal)

Envoy®	.019 (.483)	Economy™	.013 (.331)
Endurance®	.016 (.406)		

Trim sheet thickness: Available in nominal .018, .019 and .024 thickness.

NOTE: All measurements noted in () are in millimeters (mm).

R-VALUE

Mastic aluminum siding, when installed over a flat wall, has an R-value of approximately 0.74. If applied over foil, the R-value increases to approximately 1.10.

SOFFIT VENTILATION AREA

(free air space area in sq cm/ft)

Envoy® 12", Double 6	15.0 sq in (96.774 cm ²)	perforated	(v-groove)
Envoy® 12", Double 6	7.94 sq in (51.226 cm ²)	full lanced	(v-groove)
Envoy® 6", Single	7.5 sq in (48.387 cm ²)	perforated	(v-groove)
Envoy® 12", Double 6	10.6 sq in (68.387 cm ²)	full lanced	(u-groove)
Envoy® 12", Triple 4	4.4 sq in (28.387 cm ²)	center lanced	(u-groove)
Envoy® 12", Triple 4	13.2 sq in (85.161 cm ²)	full lanced	(u-groove)
Envoy® 16", Quad 4	8.9 sq in (57.419 cm ²)	center lanced	(u-groove)
Endurance® 12", Double 6	15.0 sq in (96.774 cm ²)	perforated	(v-groove)
Endurance® 12", Double 6	10.6 sq in (68.387 cm ²)	full lanced	(u-groove)
Endurance® 12", Triple 4	4.4 sq in (28.387 cm ²)	center lanced	(u-groove)
Endurance® 12", Triple 4	13.2 sq in (85.161 cm ²)	full lanced	(u-groove)
Economy 12", Triple 4	4.4 sq in (28.387 cm ²)	center lanced	(u-groove)
Economy 12", Triple 4	13.2 sq in (85.161 cm ²)	full lanced	(u-groove)

RELEVANT STANDARDS/CODES

Mastic aluminum siding products meet or exceed the following standards and/or code approvals:

Industry Standards	Building Codes
AAMA	1402.86
FHA	4900.1 for single-family dwellings
FHA	4910.1 for two-family dwellings
DOD	4720.21 for military family housing
ICC Evaluation Service	ER-1478
Metro Dade	07-1026.01
State of Florida	5538
State of Florida	11191
State of Florida	5544-R1
State of Florida	5548
Texas State Board of Insurance Ruling	EC-27

PROTECTION

Direct contact of aluminum products with certain dissimilar materials, or contact with water run-off from dissimilar materials, is likely to result in corrosion. See warranty and installation instructions for more details.

WARRANTY

Mastic backs its aluminum siding, aluminum soffit and select aluminum trim coil with a Mastic Home Exteriors V.I.P. Limited Lifetime Warranty. Consult warranty certificates for complete coverage details.

RAIN REMOVAL SYSTEMS

Mastic rain removal systems are designed for use in residential and light commercial applications.

MANUFACTURING PHYSICALS

All Mastic rain removal systems are made of 3105 aluminum sheet (minimum tensile strength 26,000 psi; minimum yield strength 22,000 psi) or equivalent. Mastic Rain Removal Systems are designed to be free-floating, enabling the gutters to expand and contract with temperature changes while minimizing stress points that cause buckling and leaks.

Mastic gutters, when properly installed, will support a minimum of 50 pounds (22.7 kg) per lineal foot. Six different types of free-floating hanger systems are available in the 5" (127) series, and four hanger systems are available in the 6" (152.4) series. These hanger systems permit the gutter to be used in both new construction and all types of remodeling work. Gutter hangers are nominal .051" – .082" (1.3 – 2.1) thickness, depending on the style specified.

All hanger systems provide a concealed attachment at the front of the gutter, eliminating any exposed protrusions that would detract from the appearance of the gutter. Spikes and ferrules (which restrict the movement of the gutter) and brackets attached to the outside periphery of the gutter not recommended.

Two different types of high-quality, corrosion-resistant Rain Removal Systems are available.

SYSTEM DESCRIPTION

Envoy® 5" is a premium-quality system used in single-family homes and light commercial building applications. Available with a heavier gauge material in both 2" x 3" (51 x 76) and 3" x 4" (76.2 x 101.6) downspout sizes to accommodate most rain removal requirements.

Envoy® 6" works best on large homes where a bigger system will enhance the architecture, or apartments, multi-family complexes and other light commercial buildings. Designed to be a heavy-duty, large-capacity rain removal system, it is available with a 3" x 4" (76 x 102) downspout.

DIMENSIONS

Gutters

Envoy® 5": nominal .032 (.813) thickness, 16'0" (4877), 21'0" (6401), 26'0" (7925), 33'0" (10058) and 37'0" (11278) lengths, six hangers

Envoy® 6": nominal .032 (.813) thickness, 21'0" (6401) and 37'0" (11278) lengths, four hangers

Downspouts

2" x 3" (51 x 76): nominal .024 (.610) thickness, 10'0" (3048)

3" x 4" (76 x 102): nominal .024 (.610) thickness, 10'0" (3048)

2" x 3" (51 x 76): nominal .019 (.483) thickness, 10'0" (3048)

3" x 4" (76 x 102): nominal .019 (.483) thickness, 10'0" (3048)

4" x 5" (102 x 127): nominal .027 (.656) thickness, 10'0" (3048)

4" (102): nominal .024 (.610) thickness, 10'0" (3048)

ACCESSORIES

All accessories used with Mastic rain removal systems shall be Mastic Home Exteriors accessories designed for use with the gutters and will have the same finish. Mill finish accessory components include eave tubes, hangers and expansion joints.

Roof aprons: nominal .027 (.686) thickness

End caps: nominal .024 (.610) thickness both in the Envoy® 5" and the Envoy® 6"

Inside and outside miters: nominal .032 (.813) thickness

Sealant material: Mastic Home Exteriors Gutterseal

Expansion joints: aluminum lined with neoprene

Downspout clips: nominal .024 (.356) thickness

NOTE: All measurements noted in () are in millimeters (mm).

PROTECTION

Direct contact of aluminum products with certain dissimilar materials, or contact with water run-off from dissimilar materials, is likely to result in corrosion. See warranty and installation instructions for more details.

WARRANTY

Sectional rain removal systems have a Mastic V.I.P. Limited Lifetime Warranty. Consult the actual product warranty for complete coverage details.

VENTILATION SYSTEMS

Mastic Vent-A-Systems are designed for use in residential and light commercial applications.

MANUFACTURING PHYSICALS

VAR and VAS Mastic Vent-A-System ridges and Vent-A-Strip vents are made of 3105 aluminum sheet (minimum tensile strength 29,000 psi; minimum yield strength 28,000 psi).

VAR and VAS (except mill finish) have an Alumalure® 2000 finish. The finish is a two-coat acrylic applied in a two-phase operation that includes a corrosion-inhibiting primer and a baked-on, high-performance acrylic topcoat. Prior to painting, the metal receives a special cleaning to assure maximum paint adhesion.

SYSTEM DESCRIPTION

Mastic VAR, installed along the ridge of the building, provides the balance necessary for uniform, continuous airflow when used in conjunction with Vent-A-Strip® or proper soffit venting. Vent-A-Ridge® is designed to afford excellent protection against rain and snow. VAR is available in a low-gloss painted model.

VAS provides the vital balance needed for optimum operation used in conjunction with Mastic Home Exteriors VAR, and is designed to reduce harmful condensation and excessive temperature buildup in attic areas.

Mastic Vented Soffit may be used instead of VAS when construction conditions do not permit installation of the lineal product.

Ventilation area (net free area per lineal foot)

VAR 18 square inches (116.13)

VAS (model 70) 8.8 square inches (56.77)

VAS (model 79) 9.9 square inches (63.87)

NOTE: All measurements noted in () are in square centimeters (cm²).

PROTECTION

Direct contact of aluminum products with certain dissimilar materials, or contact with water run-off from dissimilar materials, is likely to result in corrosion. See warranty and installation instructions for more details.

WARRANTY

Mastic Vent-A-Systems are backed by an exclusive V.I.P. Limited Lifetime Warranty. Consult actual product warranty certificates for complete coverage details.

Index

125ALJ25	138	75517012	207	DPB	154, 155	F1C8T25	132
1WAP10	120	75517112	207	DRYERHOOD	75	F338S	136
2JN2A25	121	75514812	207	DRYERHOOD6	75	F4SWG	187
3F	121	75524712	207	DS2X3	150	F438	136
4APN20	136	75611310	206	DS2X38	151	F438425	136
4NCR	119	75611311	206	DS3X4	152, 155	F6SWG	187
4NCR024	118	78ALJ25	137	DS3X48	153	F8S25	138
58ALJ25	137	78SJ	185	DS4X5	156	F8SWG	187
5N090024	118	8NA	118	DSR4	157	FC4SR	134
6N225	120	8NA019	119	DTWINMTL36 – 44	67	FC6SR	134
6N225NCR	120	8SWG	183	DWGV50	22	FC8SR	134
75510012	205	AIRVENT	75	E2X3A	150	FC10SR	134
75510112	205	AM5HID	149	E2X3A30	151	FD1060H – FD2028S	174
75510212	206	AM7HID 01	156	E2X3B	150	FE5	148
75510512	206	AM5ZIF500	149	E3X4A	152, 155	FE6	148
75510312	203	AM6ZIP	149	E3X4A30	153	FFOP55	35
75510412	203	AM7ZIP 01	156	E3X4B	152, 155	FF57 – FF88S	178
75510612	202	ARCH15LV	61	E4X5A	156	FMBLOCK	70
75510712	202	ARCH15RP	56	E4X5B	156	FMEBLOCK	70
75510812	202	ASDIV	149	EBLOCK	74	FVENT	78
75510910	190	ASVSS25	32	EC24	117	GA2029H	176
75510911	190	ASVSS35	32	EC24T	117	GA2029S	176
75511010	191	AWOP06	33	EC40	31	GC11750	142
75511011	191	BASECAP	63	EC50	31	GC1175032	142, 155
75511212	203	BAYOP06	34	EC5L	145, 155	GC11875	142
75511410	192	BB10SWG	184	EC5R	145, 155	GC1187532	142, 155
75511411	192	BB70	26	EC6L	147, 155	GC1300032	142
75511612	205	BBARCH41 – BBARCH85	59	EC6R	147, 155	GC15000	142
75511710	193	BRKENDCAP	66	ECD45	31	GC1500032	142, 155
75511711	193	CB65	25	EC7L	156	GC17875	156
75511812	204	CD50P2	6	EC7R	156	GCTU	154, 155
75511912	204	CD65HR	6	ENDCAP	67	GCTU1	154, 155
75512012	204	CD70P2	6	ESR4	157	GR1	154
75512110	195	CD700CP2	7	EXVENT	76	GRT6SR12	135
75512111	195	CD95HS	7	EXVENT6	77	GS4029XH	177
75512210	196	CD1028H – CD2028S	175	EZBLK040	72	GS50Z	149
75512211	196	CDHSOCP	8	EZBLK070	73	GSW50Z	149
75512310	197	CDMFT	8	EZBLK080	73	GT2125	136
75512311	197	CDP500CP	7	EZBLK110	74	GZS8	154
75512412	205	CDSS	8	F10SWG	187	HRDGV	80
75512512	205	CLV1530	60	F12	139	HR5400	167
75512612	203	COLOR MATRIX	84-100	F1C10025	131	HR6400	169
75512712	205	CPSSHD	8	F1C1025	130	HRC5400	167
75512812	206	CRP1530	60	F1C10SR02425	133	HRC6400	169
75512910	199	CW230S	21	F1C10SR25	135	HVS10N	41
75512911	199	CW240	20	F1C4025	131	HVS10V	41
75513010	198	CW240S	21	F1C425	130	IBM5	144, 155
75513011	198	CW250	20	F1C4SR25	135	IBM6	146, 155
75513110	200	CW2D45	20	F1C4SR02425	133	IC5220	167
75513111	200	CW80S	21	F1C6025	131	IC6220	169
75513210	200	D4SWG	183	F1C625	130	INTAKE	76
75513211	200	D5090	119	F1C6SR25	135	INTVENT	77
75513312	202	D5DLSWG	184	F1C6SR02425	133	ISBAY5	145
75513410	194	D5SWG	183	F1C6T25	132	ISBAY6	147
75513411	194	DC10500	143	F1C8025	131	ISM5	144, 155
75513510	189	DC13750	143	F1C825	130	ISM6	146, 155
75513511	189	DC1375500	143	F1C8SR25	135	ISM7	156
75514913 – 75516413	201	DENTILSTP	65	F1C8SR02425	133	JSCMNT126	9, 39, 49

Index

KEYSTN	65	OCPSWG	185	QT50	17	SHL24T	111
KEYSTONE	67	OCPSSM	185	QTD45	17	SHOOK	62
L44T	24	OCTGV	80	QTD45LS	18	SHTCLP12	62
L55T	24	OCTGV18	80	QTD45LS255	19	SHUTPAINT	61
LCAS12313	129	OG101	159	RDGV	79	SHUTTRPLUG	62
LCAS12316	128	OG1061	162	RDGV18	79	SJ1625	137
LCAS12319	125	OG111	159	RDGV36	79	SJH24	112
LCAS16419A	126	OG1161	162	RDTOPGV14	81	SJH24T	112
LD55T	24	OG12R1	160	RDTOPGV24	81	SKP24	113
LEDGE152X3	152	OG12R61	162	RECTGV	82	SKP24T	113
LEDGE203X4	153	OG131	160	RECTGV1824	83	SMN24	114
LEDGE302X3	152	OG1361	162	RECTGV2430	83	SMN24C	114
LEDGE403X4	153	OG141	160	RF2450 – RF425S	81	SMN24T	114
LEDGE603X4	153	OG155	159	ROT2X3	148, 164	SN5200S	165
LFAS12216	127	OG1565	161	ROT3X4	148	SN6200S	168
LFAS12219	124	OG16A	158	RT2	164	SN7200S 00	156, 170
LFAS12313	129	OG21A	158	RT235	164	SNX24	115
LFAS12316	128	OG21A6	161	RT24F	163	SNX247	115
LFAS12319	125	OG25	159	RT241	163	SP7	148
LIN35	36	OG256	162	RT312	160	SP8	148
LIN5	36	OG26	158	RT34	163	SQGX038	170
LINF5	36	OG33A	158	RT412	160	SQGV1414	82
LINQRS	14, 35	OG37A	158	RTA2	164	SR1175032	142
LL510	171	OG37A6	161	RTA3	163	SR11875032	142
LL610	171	OG91	159	RTA4	164	SR1300032	142
LS4	172	OSBAY5	145	RTA7	164	SR1500032	142
LS64	172	OSBAY6	147	RTA74	163	SRD41EPS	12
MANTEL	63	OSM5	144, 155	RTB7	164	SRD451EPS	12
MANTEL120	65	OSM6	146, 155	RTB74	163	SRD451EPSLS	13
MANTELOVLY	63	OSM7	156	S14	108	SRD61EPS	11
MBLOCK	68	OSR420	157	S1WAP	185	SRD61EPSLS	13
MBLOCKR	69	OSR440	157	S24	108	SRIP125	15
MC30	30	OSR460	157	S24150	108	SRJSCMNT126	14
MC40	29	OT4X5 01	156	S24LM	108	SRL24	109
MC50	30	OV30S	30	S24T	108	SRL24T	109
MCD40	29	OV40	27	S24T150	108	SRLIN35	14
MCD45	29	OV50	27	S24W	108	SRLIN5	14
MCD50	30	OV665	28	SAS12216	127	SROP4	15
METER	71	OVD45	27	SAS12219	124	SRS71EPS	11
METERLG	71	PBF237 – PBF448S	179	SAS12313	129	SRS71EPSLS	13
MFCH04	48	PBS80N	42	SAS12316	128	SRSS	15
MFT	40	PBS80V	42	SAS12319	125	STC2175	186
MICP06	34	PBSJ03	42	SAS16419A	126	SVG12N20	122
MTOP06	34	PEDIMENTST	63	SAT38	138	SVG12V20	122
MVDFT	40	PILASTER96	64	SC10625	186	SVG6N	123
MVJ061	16	PILASTER144	64	SC13250	186	SVG6V	123
MVJ0341	38	PLWINMTL36 – 44	47	SC9X150	170	SVGN420144	127
MVJ04	48	PSS10N	43	SCMNT126	9, 39, 49	SVG420144	127
MVJ121	15, 38	PSS10V	43	SCR24	110	SVY24	116
MVJ051	37, 48	PTS10N	45	SCR24T	110	SVY24T	116
MVJ071	37	PTS10V	45	SCROWN126	9, 14, 39, 49	TD1029 – TD1829S	173
MVS250	32	PTS12CV	44	SDGENDCAP	65	TFOP55	35
MVSR110	32	PTS12N	44	SD1515H	176	TN1250	140
MVTC05	49	PTS12V	44	SD2025H	176	TOPCAP	63
OBM5	144, 155	QD2410H12	177	SD2025SD	176	TP5100Q	166
OBM6	146, 155	QT40	17	SF1625	139	TP5300	165
OC5220	167	QT40LS	18	SF58	139	TP53ZIP	165
OC6220	169	QT40LS255	19	SHL24	111	TP6300	168

Index

TP63ZIP	168	UNIBLOCK	68	VFR05	48	WC24T	107
TPC5100	166	UNIBLOCKSC	69	VIN3C1131 – 1181	55	WCNCSS	36
TPC6100	168	UNIBLOCKXL	70	VIN3O1231 – 1281	55	WCRSS	36
TRANRP15	56	UTS	185	VIN4C1531 – 1581	58	WCT06	40
TRMS10N	47	UVS12CP	46	VIN4O1631 – 1681	58	WCT12	15, 40
TRMS10V	47	UVS12N	46	VINITT	62	WGV3266	23
TS14	106	UVS12P	46	VINLV1255 – 1259	54	WGV40	22
TS24	103	VAR	141	VINLV1525 – 1581	57	WGV50	22
TS24024	105	VAREP36	141	VINRP1227 – 1271	53	WGV80	23
TS24024T	105	VAS70	141	VINRP1531 – 1581	56	WOC306	33
TS24150	105	VAS79	141	VSS10NS	32, 120	WV18H – WV24HRS	180
TS24T	103	VFS7	10	WBTU	140		
TS24TX	105	V9	10	WC24	107		

Notes :



THE PLY GEM PROMISE: Mastic products are backed by Ply Gem — a 70-year leader in pioneering performance home exteriors, with a superior warranty for exactly the home you want for decades to come.



PLY GEM RESERVES THE RIGHT TO ALTER, MODIFY OR DELETE ITEMS FROM TIME TO TIME WITHOUT NOTICE. DUE TO PRINTING LIMITATIONS, COLORS MAY NOT BE EXACTLY AS SHOWN. CONTACT YOUR DISTRIBUTOR OR SALES REPRESENTATIVE FOR ACTUAL PRODUCT AND COLOR SAMPLES. MASTIC, MASTIC HOME EXTERIORS, THE MASTIC HOME EXTERIORS LOGO, THE "MASTIC HOME EXTERIORS. THIS IS THE EXTERIOR SOLUTION." SLOGAN, AND PLY GEM ARE TRADEMARKS OF PLY GEM INDUSTRIES, INC. AND/OR ITS SUBSIDIARIES. © 2017 PLY GEM INDUSTRIES, INC.

ALL PRODUCTS MADE IN THE U.S.A.

7601099991112/BT/CG/1116

Ply Gem Siding Group
2600 Grand Blvd, Suite 900
Kansas City, Mo 64108

800 962 6973

MASTIC.COM

